



COVID-19 Vaccine Mandate Impact Survey

Tuesday, September 21, 2021

Survey Sample Size of 189

Total Responses

Date Survey was Released: Friday, September 10, 2021

Date Report Issued: Tuesday, September 21, 2021

Complete Responses: 189

Key Points and Executive Summary

Home Care Discipline	Projected Number of Staff who will Voluntarily Resign due to COVID-19 Vaccine Mandate
RNs	894
Therapists	235
HHAs / PCAs	10,442
Administrative Staff	701

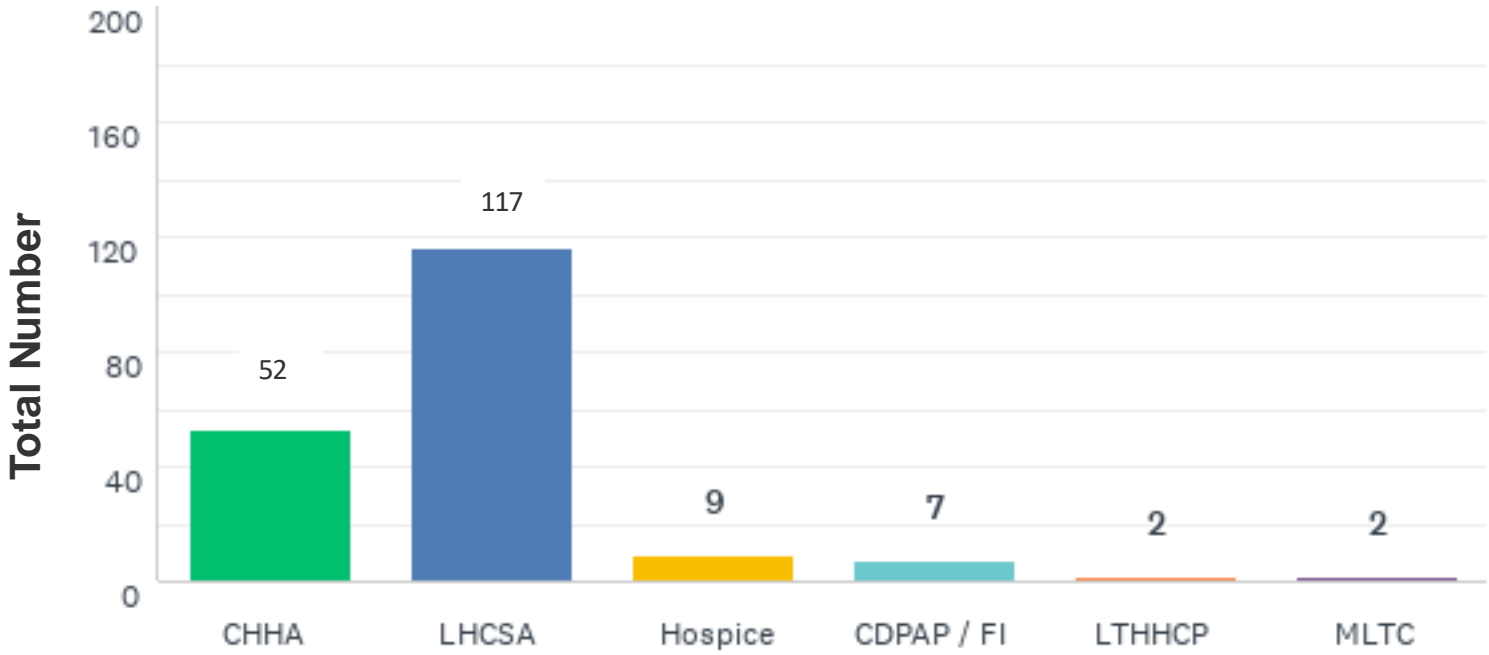
Projected Impact

In this survey sample alone, **894** home care nurses are projected to resign and if they each carry an average caseload of 20 patients, this would directly impact and/or compromise the care of approximately **17,880** home care patients after October 7, 2021.

It should also be noted that these projections are only based on the 189 home care agencies who responded to our survey out of over 1,500 home care agencies in New York state. The projected loss of services for home care patients would be exponentially beyond the above sample impacts and could be catastrophic during an ongoing and worsening workforce crisis.

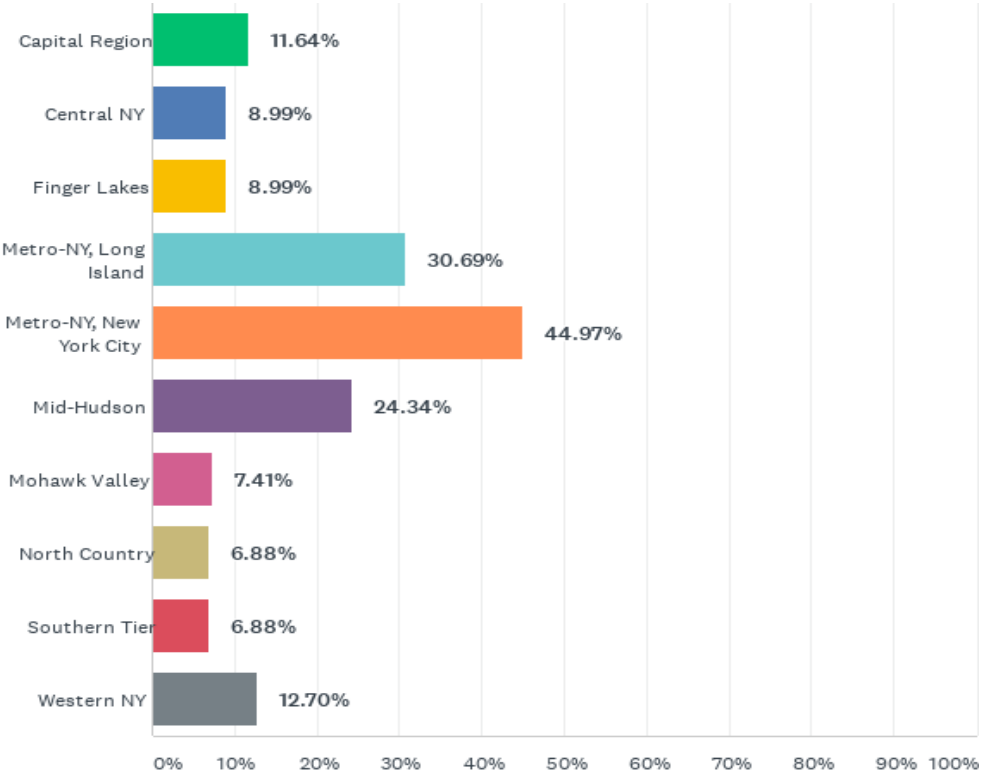
Q1: Number of Respondents by Agency Type

Answered: 189 Skipped: 0



Q3: Regions Served by Respondents

Answered: 189 Skipped: 0



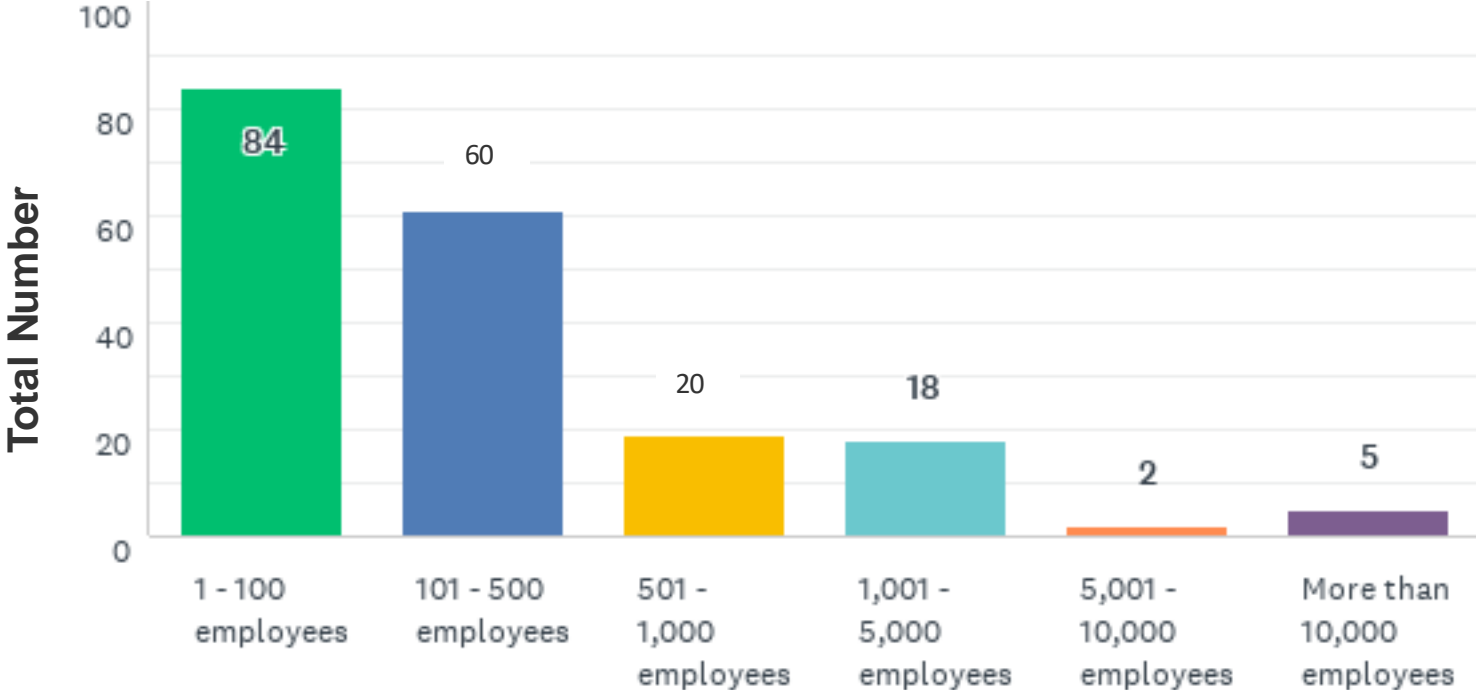
Q3: Regions Served by Respondents

Answered: 189 Skipped: 0

ANSWER CHOICES	RESPONSES	
Capital Region	11.64%	22
Central NY	8.99%	17
Finger Lakes	8.99%	17
Metro-NY, Long Island	30.69%	59
Metro-NY, New York City	44.97%	86
Mid-Hudson	24.34%	47
Mohawk Valley	7.41%	14
North Country	6.88%	13
Southern Tier	6.88%	13
Western NY	12.70%	24
Total Respondents: 189		

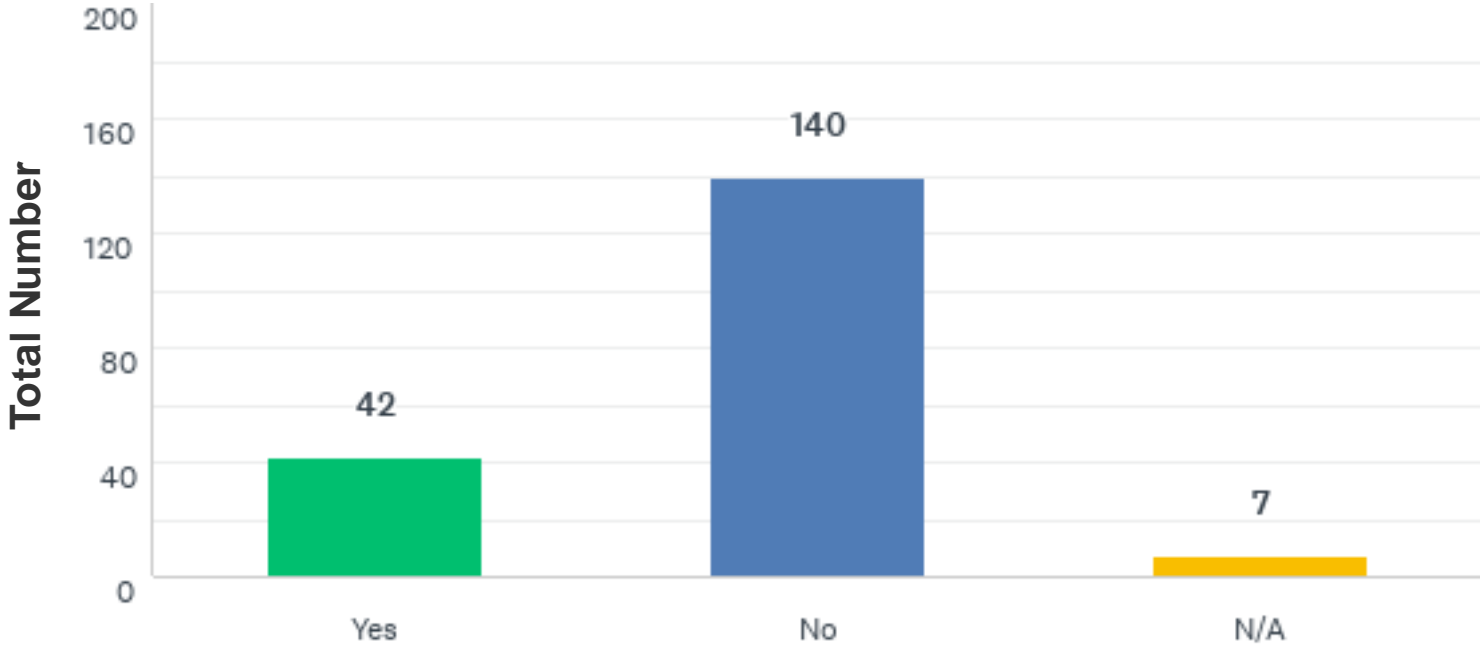
Q4: Respondent Agency Size - Total Number of Employees

Answered: 189 Skipped: 0



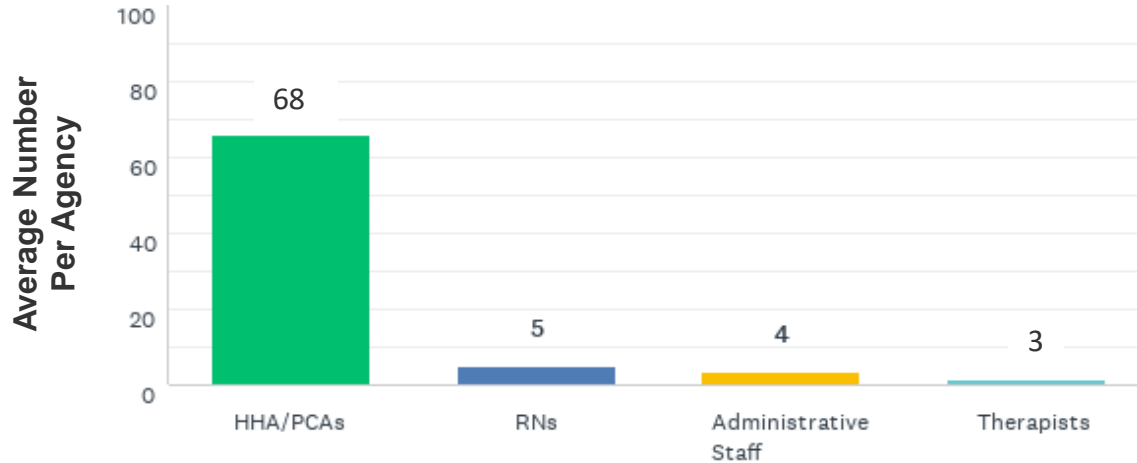
Q5: Did your agency voluntarily institute an individual COVID-19 vaccination mandate prior to the announcement of the state mandate?

Answered: 189 Skipped: 0



Q6: How many employees do you project will voluntarily resign or have to be terminated due to the COVID-19 vaccine mandate prior to October 7, 2021?

Answered: 189 Skipped: 0



Respondent Ranges

Answer Choices	Low	High
RNs	0	189
Therapists	0	50
HHA/PCAs	0	867
Administrative Staff	0	75

Answer Choices	Average Number	Total Number
HHA/PCAs	68	10,442
RNs	5	894
Administrative Staff	4	701
Therapists	3	235

Q6: Projected number of staff who will voluntarily resign or be terminated due to the COVID-19 vaccine mandate prior to October 7, 2021 by Agency Type

Answered: 189 Skipped: 0

CHHA Respondents (52 agencies out of 113 statewide)			Hospice Respondents (9 agencies)		
Answer Choices	Average Number	Total Number	Answer Choices	Average Number	Total Number
RNs	8.2	426	RNs	7.1	64
Therapists	3.5	173	Therapists	0.8	5
HHA/PCAs	7.5	229	HHA/PCAs	3.8	30
Administrative Staff	2.0	106	Administrative Staff	3.9	34

LHCSA Respondents (117 agencies out of 1,481 statewide)		
Answer Choices	Average Number	Total Number
RNs	3.6	401
Therapists	2.8	56
HHA/PCAs	89.8	9,435
Administrative Staff	4.4	515

Q7: Approximately, what percentage of your employees are fully vaccinated? All Respondents

Answered: 189 Skipped: 0

Answer Choices	Average % of Fully Vaccinated Staff	Median % of Fully Vaccinated Staff
RN's	79%	90%
Therapists	87%	98%
HHA/PCAs	63%	65%
Administrative Staff	72%	84%

Q7: Approximately, what percentage of your employees are fully vaccinated? By Agency Type

Answered: 189 Skipped: 0

CHHAs		Hospice	
	Average % of Fully Vaccinated Staff		Average % of Fully Vaccinated Staff
RN's	80%	RN's	68%
Therapists	87%	Therapists	97%
HHA/PCAs	79%	HHA/PCAs	73%
Administrative Staff	83%	Administrative Staff	79%

LHCSAs	
	Average % of Fully Vaccinated Staff
RN's	80%
Therapists	85%
HHA/PCAs	58%
Administrative Staff	68%