

What They Make

**County and Municipal Payrolls in New York
Average Pay by Employer
2018-19**

EmpireCenter.org
SeeThroughNY.net

© 2019 Empire Center for Public Policy, Inc.

Empire Center
30 South Pearl St., Suite 1210
Albany, NY 12207
EmpireCenter.org
SeeThroughNY.net

What They Make

County and Municipal Payrolls in New York

Average Pay by Employer, 2018-19

Local government is a labor-intensive business, and employee compensation is the single biggest element of most municipal budgets. The 2018-19 edition of *What They Make*, the Empire Center's annual report on public payrolls, allows New York taxpayers to compare this key element of local government costs around the state.

The information in this report — broken down by region and by type of government — is based on data submitted annually to the New York State and Local Retirement System (NYSLRS) by local governments outside New York City.¹ The data do not include job titles; however, the report does include separate analysis of uniformed police and fire pay.

The latest county and municipal payroll database includes 2018-19 state fiscal year payroll information for full-time and part-time workers actively enrolled in the pension system as of August 2019. The figures used to compute the averages include regular pay, overtime and pay for unused sick and vacation time. However, the figures do *not* include employer pension contributions, health insurance and other fringe benefits — elements of total compensation that can add 35 percent or more to personnel costs.

This report provides a summary analysis of the data, broken down by local government level: County, City, Town, Village and Fire District. They are then divided into three categories: general employees, police and fire.² Highlights include:

- New York's highest-paid local government employee in 2018-19 was Brad R. Weidel, the Police Chief for the Town of Ramapo, who was paid \$403,650.
- Forty-three of the 50 highest-paid local employees were police officers, including 35 on Long Island. Six of the 10 highest-paid employees were police officers.
- The top-paying local government was the Village of Kings Point. Serving an affluent community on Long Island's north shore, the village's 19 police officers were paid an average of \$254,581, and its 17 non-uniformed employees were paid an average of \$93,604.
- The town of Harrison's 34 firefighters were paid an average of \$182,885, the highest pay of any local fire department employees outside New York City.

Individual public employee pay records for every year starting in 2008-09 can be found at the Empire Center's transparency website, SeeThroughNY.net. The site includes a searchable database of 192,980 people who were paid a total of \$10.7 billion by 1,523 local governments outside New York City during the fiscal year ending March 31, 2019.³

¹ Some employees are listed as receiving \$275,000 in pay, reflecting the federal limit on salaried pay that can be credited toward certain pensions. The actual pay may be higher.

² A category labeled "Special Districts," including library, police, and other districts, exists on the SeeThroughNY.net database, but is not included in this report because the information provided by NYSLRS does not easily allow for such categorization.

³ The report includes multiple counts of individuals listed with more than one employer.

Regional differences

The occupational categories of highest-paid government employees vary on a regional basis. County district attorneys, community college officials and mental health professionals rank among the top 10 in much of upstate New York, while police officers dominate the top of the list in downstate suburban regions. In the North Country, two municipalities (Lewis County and the town of Massena) operated hospitals, skewing pay averages for each.

Who's missing?

What They Make uses pay data reported to the New York State and Local Retirement System. However, if a public employer is not making payments on an individual's behalf, no data are reported. This can happen for several reasons:

- An employee is already collecting a pension from the system.
- Many community college employees belong to SUNY's Optional Retirement Plan, a 401(k)-style plan, instead of the state's defined-benefit pension plan. The counties that employ them make no payments to the state pension system on their behalf.
- Thanks to the 2012 state pension reform, some non-union employees are eligible for the state's 401(k)-style Voluntary Defined Contribution (VDC) retirement plan. Like the SUNY Optional Retirement Plan, the VDC plan takes the long-term responsibility of funding retirements off the shoulders of taxpayers. In Rochester alone, 11 employees joined during the first two years it was offered.⁴

Double-dipping?

While employee home addresses and other personal identifying information are appropriately treated as confidential, the pension system does provide original hire dates for each individual on a local payroll. An analysis of 2018-19 data found 5,590 individuals who were paid by two or more local government employers in New York.

In most cases, the pay amounts reported for individuals listed under multiple employers suggest the person changed jobs during the year or had multiple part-time jobs. Sixty-four individuals had five or more employers. Several of them worked as code enforcement officers or assessors for multiple local governments.

Most individuals working for multiple local governments were part-timers, such as attorneys and assessors, whose combined salaries were well below \$100,000. However, 38 employees collected pay over \$200,000 by working for two local government employers, up from 30 the previous year. Twenty-five of the 38 were Suffolk County employees (up from 20 last year) who also were paid by a village police department.

In some cases, however, the same person held high-paying jobs with at least two local governments. The highest-paid individual paid concurrently by multiple local governments during 2018-19 was Charles M. Lohmann, who earned a combined total of \$316,983 as an investigator for the Suffolk County District Attorney (\$270,855) and as police chief for the village of Head of the Harbor (\$46,128).

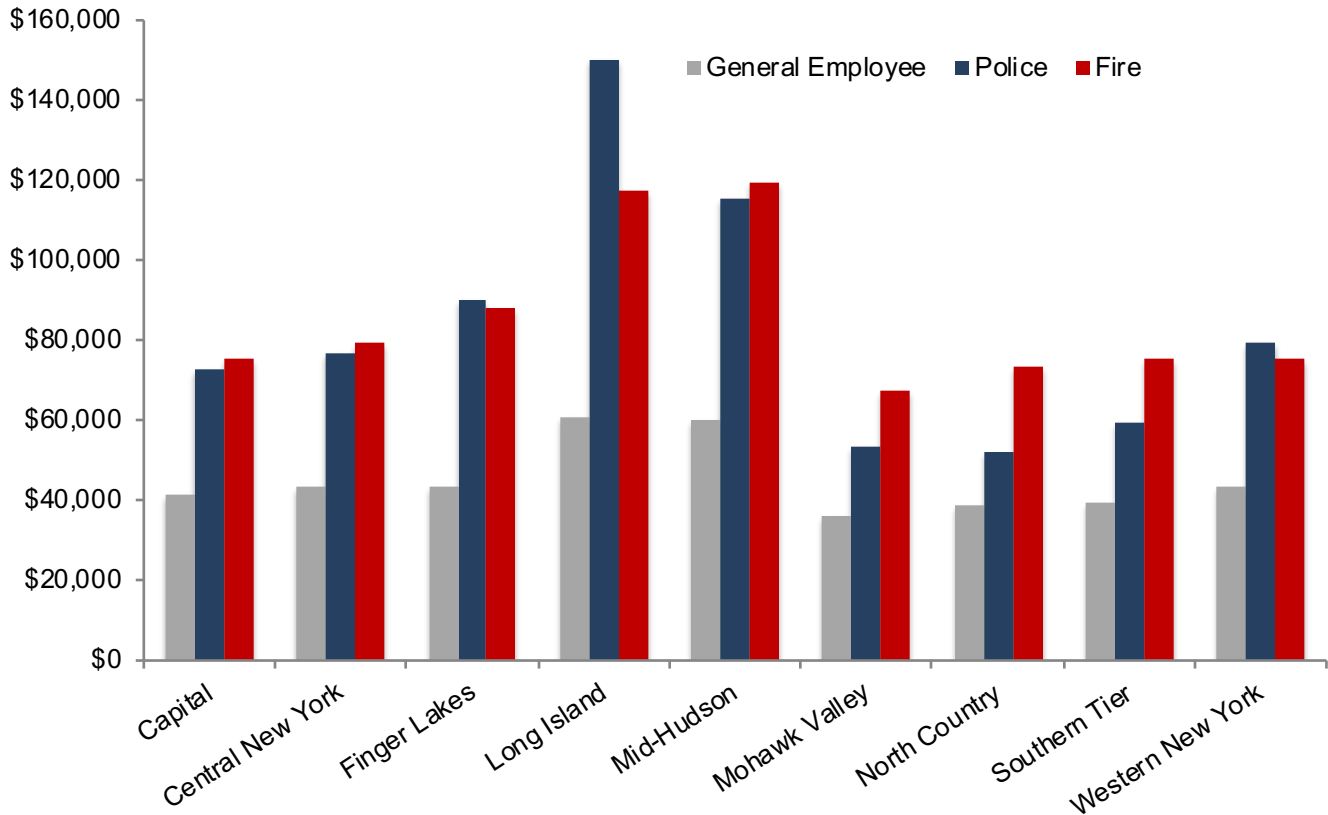
⁴ empirecenter.org/publications/retirement-choice-popular-so-far

TABLE OF CONTENTS

Average Pay – By Region	4
Top Average Pay by Municipality and Employer Type	4
Highest-Paid Employees, Top 50, Statewide	5
Highest-Paid Employees, Top 10, by Region	6
Regional Employment and Pay Summaries	8
 City General Employees – Average Pay – By Region	 9
City Uniformed Police Employees – Average Pay – By Region	11
City Uniformed Fire Employees – Average Pay – By Region	13
 County General Employees – Average Pay – By Region	 15
 Town General Employees – Average Pay – By Region	
<i>Capital</i>	17
<i>Central New York</i>	18
<i>Finger Lakes</i>	19
<i>Long Island</i>	20
<i>Mid-Hudson</i>	20
<i>Mohawk Valley</i>	21
<i>North Country</i>	22
<i>Southern Tier</i>	23
<i>Western New York</i>	24
Town Uniformed Police Employees – Average Pay – By Region	26
Town Uniformed Fire Employees – Average Pay – By Region	28
 Village General Employees – Average Pay – by Region	
<i>Capital</i>	29
<i>Central New York</i>	29
<i>Finger Lakes</i>	30
<i>Long Island</i>	30
<i>Mid-Hudson</i>	31
<i>Mohawk Valley</i>	32
<i>North Country</i>	32
<i>Southern Tier</i>	32
<i>Western New York</i>	33
Village Uniformed Police Employees – Average Pay – By Region	34
Village Uniformed Fire Employees – Average Pay – By Region	37
 Fire District – Average Pay – By Region	 38
Fire District General Employees – Average Pay – By Region	39

What They Make 2018-19

Average Pay - By Region



Highest Average Pay Statewide - By Employer Type

General Employees				Police				Fire			
Rank	Employer	Count	Pay	Rank	Employer	Count	Pay	Rank	Employer	Count	Pay
CITIES				CITIES				CITIES			
1	Yonkers	1,095	\$82,646	1	Long Beach	70	\$158,474	1	Yonkers	424	\$153,067
2	New Rochelle	310	\$72,740	2	Glen Cove	50	\$155,357	2	Long Beach	18	\$132,306
3	Rye	107	\$69,850	3	Yonkers	624	\$144,013	3	New Rochelle	149	\$123,332
4	Peekskill	132	\$68,865	4	New Rochelle	173	\$126,118	4	White Plains	151	\$106,579
5	Middletown	144	\$61,118	5	Rye	38	\$125,799	5	Rye	19	\$105,618
COUNTIES				COUNTIES				COUNTIES			
1	Westchester	4,940	\$85,623	1	Westchester	294	\$177,561	1	Monroe	23	\$85,519
2	Nassau	6,524	\$74,160	2	Suffolk	2,453	\$166,703				
3	Rockland	1,939	\$69,091	3	Nassau	2,401	\$136,762				
4	Suffolk	8,571	\$68,897								
5	Putnam	676	\$65,804								
TOWNS				TOWNS				TOWNS			
1	Harrison	27	\$77,671	1	Clarkstown	160	\$181,432	1	Harrison	10	\$182,885
2	Clarkstown	366	\$73,295	2	Orangetown	82	\$160,764	2	Scarsdale	46	\$111,343
3	Ramapo	246	\$72,715	3	Tuxedo	7	\$153,639	3	Mamaroneck	14	\$108,962
4	Orangetown	212	\$71,406	4	Haverstraw	64	\$152,718	4	Green Island	9	\$47,800
5	Oyster Bay	1,120	\$69,563	5	Ramapo	103	\$146,653	5	Tully	9	\$45,477
VILLAGES				VILLAGES				VILLAGES			
1	Kings Point	17	\$93,604	1	Kings Point	19	\$254,581	1	Larchmont	16	\$138,863
2	Thomaston	4	\$90,375	2	Old Westbury	25	\$208,369	2	Pelham Manor	16	\$135,369
3	Sands Point	12	\$88,631	3	Oyster Bay Cove	14	\$183,043	3	Pelham	17	\$119,394
4	Kiryas Joel	30	\$87,148	4	Lake Success	24	\$182,633	4	Rye Brook	12	\$97,475
5	Hewlett Harbor	3	\$84,100	5	Irvington	21	\$180,951	5	Endicott	21	\$80,687

* Town-Villages are ranked among Towns

What They Make 2018-19

Highest Paid County and Municipal Employees			
Rank	Name	Employer	Total
1	Weidel, Brad R	Town of Ramapo (Police)	\$403,650
2	Regueiro, Juan C	County of Suffolk (General Employee)	\$363,073
3	Bobrik, Steven L	Village of Kings Point (Police)	\$354,822
4	Karp, Thomas	County of Nassau (Police)	\$351,233
5	Walker, Joseph F	County of Suffolk (General Employee)	\$340,965
6	Groneman, Thomas M	County of Suffolk (Police)	\$338,308
7	Mc Munn, Jason E	Village of Quogue (Police)	\$321,015
8	Tricamo, David G	County of Suffolk (Police)	\$319,720
9	Marinelli, Keith V	County of Suffolk (General Employee)	\$318,171
10	Della Rocca, John L, Jr	County of Suffolk (General Employee)	\$317,117
11	Papa, Vincent F	County of Nassau (Police)	\$313,175
12	Nulty, Kevin A	Town of Orangetown (Police)	\$312,321
13	Dalgish, James G	Village of Kings Point (Police)	\$308,128
14	Gonzalez, Gregory	County of Suffolk (Police)	\$306,072
15	Fitzpatrick, Stephen E	County of Nassau (Police)	\$306,013
16	Scheiner, Adam	County of Nassau (Police)	\$305,670
17	Litts, Thomas A	County of Suffolk (General Employee)	\$303,660
18	Aljader, Mayser	County of Nassau (Police)	\$302,447
19	Baumgardner, Kevin M	County of Suffolk (Police)	\$300,413
20	Truss, William P	Village of Kings Point (Police)	\$298,928
21	Mc Cullagh, Raymond F	Town of Clarkstown (Police)	\$297,072
22	Mc Allister, Michael	County of Suffolk (General Employee)	\$297,055
23	Negron, Marcus	County of Nassau (Police)	\$294,398
24	Fischer, Daniel	County of Suffolk (Police)	\$294,065
25	Giudice, Marco	County of Suffolk (Police)	\$293,523
26	O'Connor, David H	County of Nassau (Police)	\$293,173
27	Bermudez, Miguel S	Village of Freeport (Police)	\$292,591
28	Black, Kevin	County of Nassau (Police)	\$292,162
29	Slack, Glenn C	Village of Amityville (Police)	\$290,313
30	Saunders, Pamela	County of Nassau (General Employee)	\$289,698
31	Barrett, Brian P	County of Suffolk (Police)	\$289,126
32	Cameron, Stuart K	County of Suffolk (Police)	\$288,554
33	Rizzi, Christopher J	County of Suffolk (Police)	\$288,521
34	Dillon, Timothy R	County of Suffolk (Police)	\$288,394
35	Reilly, Martin J	Town of Ramapo (Police)	\$287,799
36	Frasseti, Ricky A	County of Nassau (Police)	\$287,397
37	Brown, James E	Town of Orangetown (Police)	\$285,656
38	Woolley, Daniel P	Town of Clarkstown (Police)	\$284,860
39	Miloscia, Joseph P	Village of Old Westbury (Police)	\$284,767
40	Brown, Robert C	County of Suffolk (Police)	\$284,674
41	Cunningham, Brian R	Village of Lynbrook (Police)	\$284,393
42	Whitton, William F	City of Glen Cove (Police)	\$283,311
43	Mezzacappa, Joseph M	Village of Lake Success (Police)	\$282,898
44	Banville, George J, Jr	Village of Kings Point (Police)	\$282,880
45	De Lasho, Joseph J, Jr	City of Yonkers (Fire)	\$282,083
46	Jett, Andrew C	County of Nassau (Police)	\$282,049
47	Leser, Charles E, li	County of Suffolk (Police)	\$281,308
48	Davies, Lee A	Town of Clarkstown (Police)	\$281,021
49	Gigante, Gerard J	County of Suffolk (Police)	\$280,966
50	Diffley, John J	County of Suffolk (Police)	\$280,773

What They Make 2018-19

Highest Paid County and Municipal Employees - By Region			
Rank	Name	Employer	Total
Capital			
1	Harvey, Lance M	County of Schenectady (General Employee)	\$232,784
2	Landis, Timothy D	County of Rensselaer (General Employee)	\$223,264
3	Chen, Jung-Wen	County of Schenectady (General Employee)	\$218,112
4	Duffy, Kristine D	County of Warren (General Employee)	\$210,857
5	Temple, Jason A	County of Schenectady (General Employee)	\$209,666
6	Carney, Robert M	County of Schenectady (General Employee)	\$207,182
7	Kennedy, Robert T	County of Schenectady (General Employee)	\$206,803
8	Soares, Paul David	County of Albany (General Employee)	\$201,250
9	Mc Cutcheon, Jeffrey P	City of Schenectady (Police)	\$200,451
10	Gillen, Raymond R	County of Schenectady (General Employee)	\$199,991
Central New York			
1	Ispahani, Abbas	County of Cayuga (General Employee)	\$212,130
2	Gabor, William G	County of Madison (General Employee)	\$201,885
3	Budermann, Jon E	County of Cayuga (General Employee)	\$201,343
4	Perfetti, Patrick A	County of Cortland (General Employee)	\$200,793
5	Oakes, Gregory S	County of Oswego (General Employee)	\$199,994
6	Fitzpatrick, William J	County of Onondaga (General Employee)	\$197,600
7	Durant, Brian M	County of Cayuga (General Employee)	\$196,553
8	Zuk, Vladimir	County of Onondaga (General Employee)	\$195,717
9	Turo, Geno G	City of Syracuse (Police)	\$189,415
10	Galvin, William E, Jr	City of Syracuse (Police)	\$183,655
Finger Lakes			
1	Sunser, James M	County of Genesee (General Employee)	\$271,848
2	Doorley, Sandra J	County of Monroe (General Employee)	\$207,670
3	Cardone, Joseph V	County of Orleans (General Employee)	\$199,872
4	Friedman, Lawrence	County of Genesee (General Employee)	\$197,600
5	Ritts, James B	County of Ontario (General Employee)	\$197,373
6	O'Geen, Donald G	County of Wyoming (General Employee)	\$196,570
7	Mc Caffrey, Gregory J	County of Livingston (General Employee)	\$196,364
8	Calarco, Michael D	County of Wayne (General Employee)	\$195,953
9	Holmes, Lloyd A	County of Monroe (General Employee)	\$179,000
10	Mendoza, Michael D	County of Monroe (General Employee)	\$179,000
Long Island			
1	Regueiro, Juan C	County of Suffolk (General Employee)	\$363,073
2	Bobrik, Steven L	Village of Kings Point (Police)	\$354,822
3	Karp, Thomas	County of Nassau (Police)	\$351,233
4	Walker, Joseph F	County of Suffolk (General Employee)	\$340,965
5	Groneman, Thomas M	County of Suffolk (Police)	\$338,308
6	Mc Munn, Jason E	Village of Quogue (Police)	\$321,015
7	Tricamo, David G	County of Suffolk (Police)	\$319,720
8	Marinelli, Keith V	County of Suffolk (General Employee)	\$318,171
9	Della Rocca, John L, Jr	County of Suffolk (General Employee)	\$317,117
10	Papa, Vincent F	County of Nassau (Police)	\$313,175
Mid-Hudson			
1	Weidel, Brad R	Town of Ramapo (Police)	\$403,650
2	Nulty, Kevin A	Town of Orangetown (Police)	\$312,321
3	Mc Cullagh, Raymond F	Town of Clarkstown (Police)	\$297,072
4	Reilly, Martin J	Town of Ramapo (Police)	\$287,799
5	Brown, James E	Town of Orangetown (Police)	\$285,656
6	Woolley, Daniel P	Town of Clarkstown (Police)	\$284,860
7	De Lasho, Joseph J, Jr	City of Yonkers (Fire)	\$282,083
8	Davies, Lee A	Town of Clarkstown (Police)	\$281,021
9	Butterworth, Donald	Town of Orangetown (Police)	\$280,685
10	Doyle, Thomas M	Town of Clarkstown (Police)	\$275,000

What They Make 2018-19

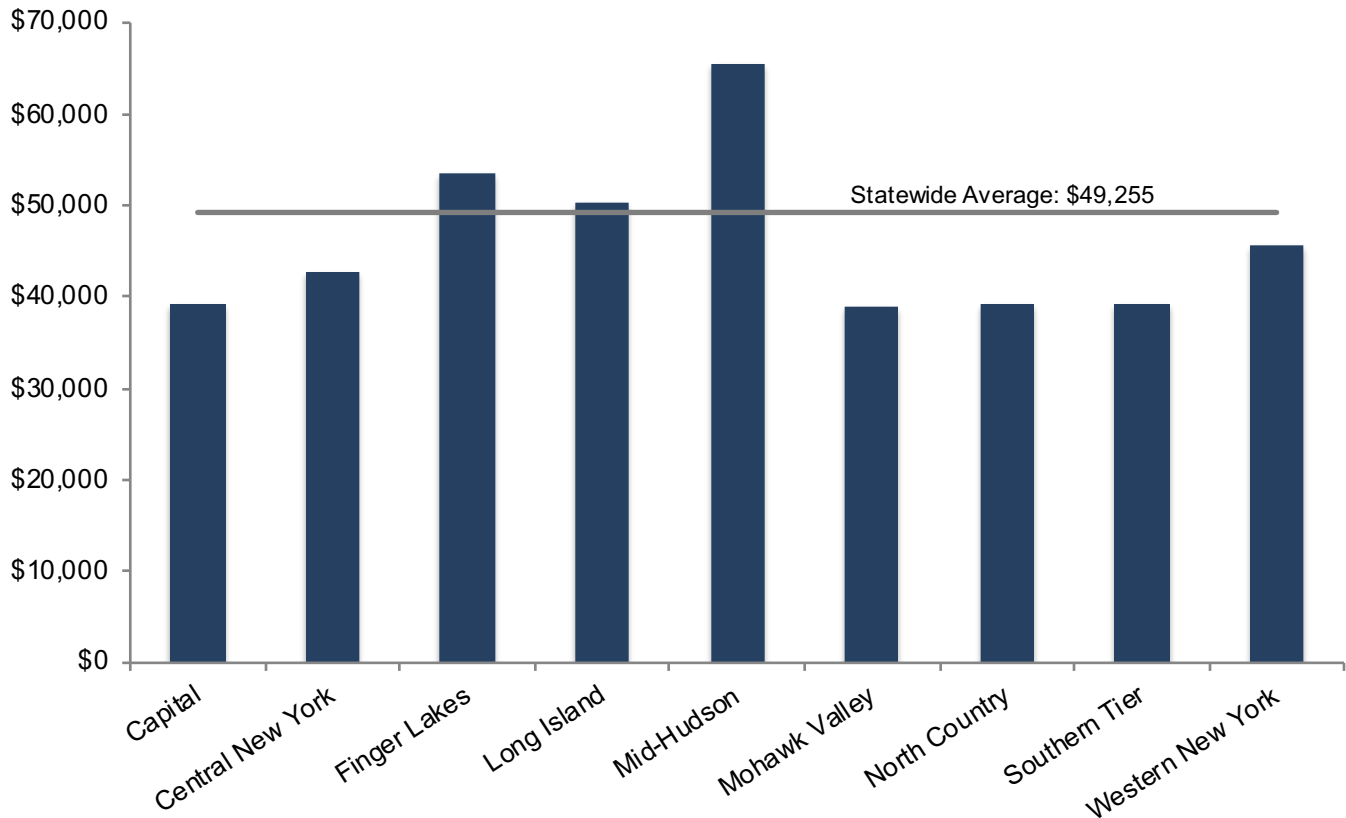
Highest Paid County and Municipal Employees - By Region (cont'd)			
Mohawk Valley			
1	Brown, Chad W	County of Fulton (General Employee)	\$197,600
2	Mc Namara, Scott D	County of Oneida (General Employee)	\$196,885
3	Carpenter, Jeffrey S	County of Herkimer (General Employee)	\$196,563
4	Mallery, Susan J	County of Schoharie (General Employee)	\$189,770
5	Mc Coski, Kelli P	County of Montgomery (General Employee)	\$181,224
6	Williams, Mark W	City of Utica (Police)	\$159,228
7	Ingersoll, Scott E	City of Utica (Fire)	\$148,042
8	Holt, James R, Jr	City of Utica (Police)	\$147,285
9	Carvelli, Anthony R	County of Oneida (General Employee)	\$146,405
10	Nebush, Frank J, Jr	County of Oneida (General Employee)	\$145,906
North Country			
1	Crawford, Gerard A	County of Lewis (General Employee)	\$275,000
1	Tuttle-Malone, Shirley A	County of Lewis (General Employee)	\$229,527
2	Ramli, Nor Hasiah	Town of Massena (General Employee)	\$227,918
3	Birk, Thomas P	County of Lewis (General Employee)	\$222,999
4	Prince, Michele A	County of Lewis (General Employee)	\$209,889
5	Wylie, Andrew J	County of Clinton (General Employee)	\$197,554
6	Pasqua, Gary M	County of St Lawrence (General Employee)	\$197,319
7	Mills, Kristyna S	County of Jefferson (General Employee)	\$197,038
8	Moser, Leanne K	County of Lewis (General Employee)	\$196,966
9	Hellinger, Jeffery W	County of Lewis (General Employee)	\$193,076
Southern Tier			
1	Thomas, Fern J	County of Delaware (General Employee)	\$266,240
2	Nobilski, Mary S	County of Steuben (General Employee)	\$247,150
3	Drumm, Kevin E	County of Broome (General Employee)	\$231,193
4	Lippert, Gerard P	County of Tompkins (General Employee)	\$220,944
5	Fazzary, Joseph G	County of Schuyler (General Employee)	\$198,538
6	Muehl, John M	County of Otsego (General Employee)	\$197,362
7	Cornwell, Stephen K, Jr	County of Broome (General Employee)	\$197,109
8	Baker, Brooks T	County of Steuben (General Employee)	\$197,059
9	Wetmore, Weeden A	County of Chemung (General Employee)	\$196,508
10	Martin, Kirk O	County of Tioga (General Employee)	\$196,283
Western New York			
1	Malec, Scott R	City of Buffalo (Police)	\$216,035
2	Yetzer, Karen A	County of Erie (General Employee)	\$215,862
3	Flynn, John J	County of Erie (General Employee)	\$207,345
4	Slep, Keith A	County of Allegany (General Employee)	\$198,773
5	Rieman, Lori P	County of Cattaraugus (General Employee)	\$197,600
6	Wojtaszek, Caroline A	County of Niagara (General Employee)	\$197,565
7	Ferrentino, Lewis D	City of Buffalo (Police)	\$197,532
8	Botello, Cesar A	County of Erie (General Employee)	\$197,263
9	Swanson, Patrick E	County of Chautauqua (General Employee)	\$196,130
10	Cooley, William J	City of Buffalo (Police)	\$194,183

What They Make 2018-19

City Employees						
General Employees			Police		Fire	
Region	Number	Average Pay	Number	Average Pay	Number	Average Pay
Capital	2,093	\$39,195	857	\$84,582	660	\$75,805
Central New York	1,540	\$42,809	639	\$87,844	570	\$82,123
Finger Lakes	1,875	\$53,472	832	\$102,810	534	\$89,886
Long Island	554	\$50,361	120	\$157,175	18	\$132,306
Mid-Hudson	3,564	\$65,613	1,675	\$119,638	1,123	\$121,080
Mohawk Valley	814	\$38,839	386	\$71,993	292	\$71,122
North Country	529	\$39,157	144	\$70,149	134	\$75,735
Southern Tier	1,122	\$39,329	357	\$74,455	324	\$76,023
Western New York	2,925	\$45,534	1,242	\$87,095	1,143	\$75,964
All Regions	15,016	\$49,255	6,252	\$96,938	4,798	\$88,697
County Employees						
General Employees*			Police		Fire	
Region	Number	Average Pay	Number	Average Pay	Number	Average Pay
Capital	10,140	\$46,950	-	-	-	-
Central New York	6,834	\$48,460	-	-	-	-
Finger Lakes	10,859	\$45,806	-	-	23	\$85,519
Long Island	15,095	\$71,172	4,854	\$151,893	-	-
Mid-Hudson	15,194	\$67,594	294	\$177,561	-	-
Mohawk Valley	4,096	\$40,726	-	-	-	-
North Country	4,787	\$42,702	-	-	-	-
Southern Tier	7,444	\$43,322	-	-	-	-
Western New York	10,324	\$47,407	-	-	-	-
All Regions	84,773	\$54,135	5,148	\$153,359	23	\$85,519
* Including sheriff's deputies and corrections officers						
Town Employees						
General Employees			Police		Fire	
Region	Number	Average Pay	Number	Average Pay	Number	Average Pay
Capital	626	\$28,530	451	\$75,511	9	\$47,800
Central New York	655	\$28,940	141	\$78,115	9	\$45,477
Finger Lakes	918	\$37,617	316	\$91,593	-	-
Long Island	4,200	\$45,797	327	\$131,947	-	-
Mid-Hudson	2,728	\$49,745	1,837	\$106,717	74	\$116,461
Mohawk Valley	521	\$25,120	78	\$42,069	4	\$25,830
North Country	752	\$31,975	24	\$23,357	-	-
Southern Tier	861	\$30,478	48	\$63,440	-	-
Western New York	1,033	\$31,335	763	\$84,015	4	\$18,352
All Regions	12,294	\$40,275	3,985	\$96,409	100	\$96,343
Village Employees						
General Employees			Police		Fire	
Region	Number	Average Pay	Number	Average Pay	Number	Average Pay
Capital	628	\$28,285	244	\$24,785	16	\$72,834
Central New York	631	\$29,499	182	\$27,946	36	\$44,878
Finger Lakes	911	\$37,212	245	\$46,637	23	\$50,775
Long Island	4,123	\$45,702	852	\$143,982	7	\$80,164
Mid-Hudson	2,683	\$49,301	989	\$104,138	76	\$102,001
Mohawk Valley	512	\$25,218	234	\$25,622	38	\$45,853
North Country	735	\$31,979	170	\$41,792	12	\$49,761
Southern Tier	859	\$29,894	301	\$38,778	57	\$73,105
Western New York	985	\$32,032	322	\$37,795	23	\$44,165
All Regions	12,067	\$40,162	3,539	\$80,578	288	\$68,695

What They Make 2018-19

Average Pay - General Employees - Cities



General Employees - Cities

Capital	<i>Number of Employees</i>	<i>Average Pay</i>	<i>Region Rank</i>
Albany	785	\$36,955	5
Cohoes	105	\$32,818	7
Glens Falls	166	\$30,870	10
Hudson	60	\$36,451	6
Mechanicville	34	\$32,242	9
Rensselaer	90	\$32,660	8
Saratoga Springs	277	\$44,971	2
Schenectady	284	\$43,831	4
Troy	260	\$44,879	3
Watervliet	32	\$51,830	1
Central New York	<i>Number of Employees</i>	<i>Average Pay</i>	<i>Region Rank</i>
Auburn	164	\$48,324	1
Cortland	79	\$43,807	2
Fulton	75	\$39,614	5
Oneida	82	\$41,155	4
Oswego	206	\$36,514	6
Syracuse	934	\$43,547	3
Finger Lakes	<i>Number of Employees</i>	<i>Average Pay</i>	<i>Region Rank</i>
Batavia	72	\$49,249	3
Canandaigua	78	\$45,027	4
Geneva	77	\$56,098	1
Rochester	1,648	\$53,933	2

Long Island	<i>Number of Employees</i>	<i>Average Pay</i>	<i>Region Rank</i>
Glen Cove	165	\$55,713	1
Long Beach	389	\$48,090	2
Mid-Hudson	<i>Number of Employees</i>	<i>Average Pay</i>	<i>Region Rank</i>
Beacon	63	\$59,457	6
Kingston	208	\$44,895	11
Middletown	144	\$61,118	5
Mount Vernon	416	\$57,168	7
New Rochelle	310	\$72,740	2
Newburgh	166	\$45,513	10
Peekskill	132	\$68,865	4
Port Jervis	71	\$40,237	12
Poughkeepsie	187	\$55,355	9
Rye	107	\$69,850	3
White Plains	665	\$56,847	8
Yonkers	1,095	\$82,646	1
Mohawk Valley	<i>Number of Employees</i>	<i>Average Pay</i>	<i>Region Rank</i>
Amsterdam	118	\$41,793	3
Gloversville	110	\$38,941	4
Johnstown	55	\$32,699	7
Little Falls	31	\$50,279	1
Rome	245	\$34,989	5
Sherrill	42	\$33,780	6

What They Make 2018-19

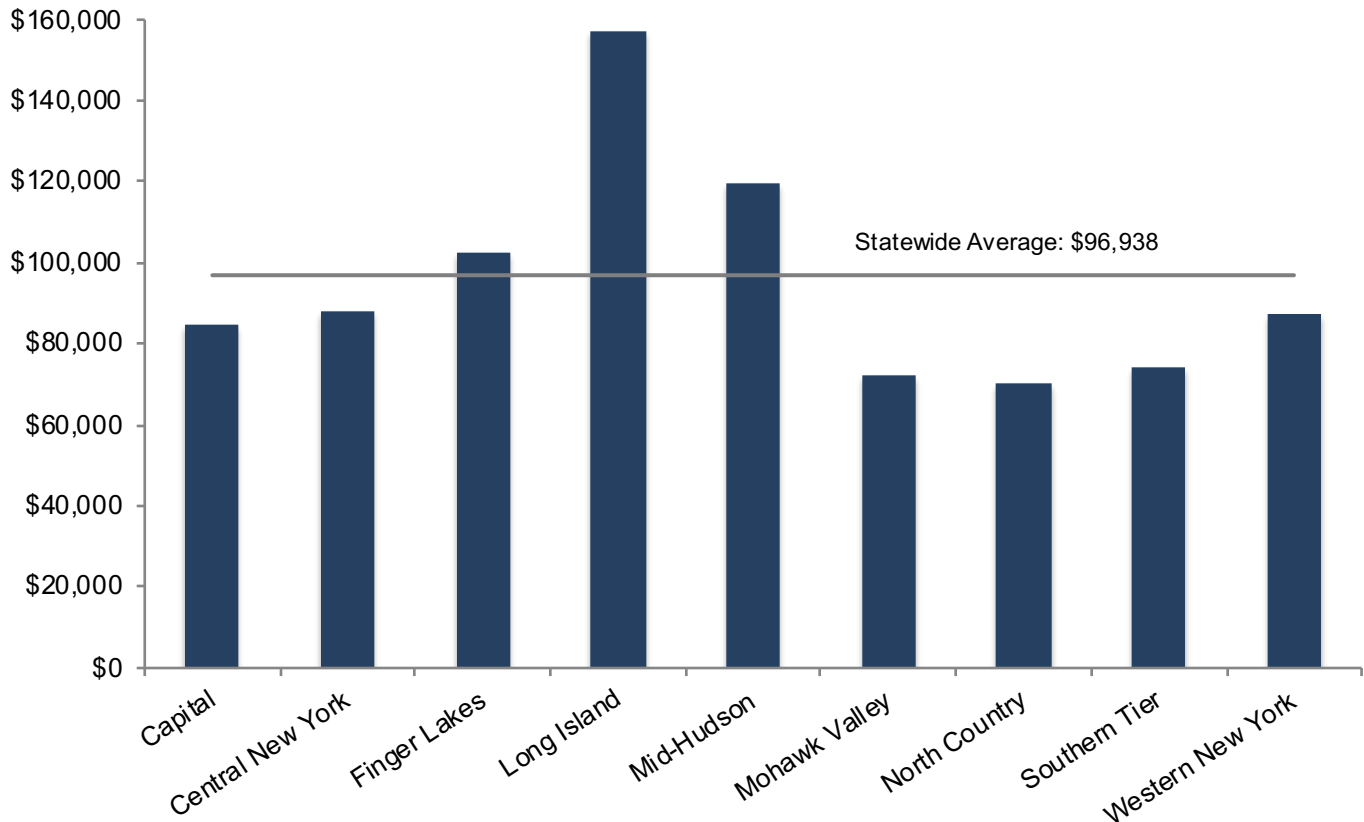
General Employees - Cities (cont'd)

<i>Mohawk Valley (cont'd)</i>	<i>Number of Employees</i>	<i>Average Pay</i>	<i>Region Rank</i>
Utica	213	\$42,497	2
<i>North Country</i>	<i>Number of Employees</i>	<i>Average Pay</i>	<i>Region Rank</i>
Ogdensburg	89	\$39,930	2
Plattsburgh	168	\$47,594	1
Watertown	272	\$33,692	3
<i>Southern Tier</i>	<i>Number of Employees</i>	<i>Average Pay</i>	<i>Region Rank</i>
Binghamton	369	\$36,079	3
Corning	87	\$34,924	5
Elmira	110	\$43,017	2
Hornell	87	\$28,279	7
Ithaca	332	\$47,522	1
Norwich	40	\$33,915	6

<i>Southern Tier (cont'd)</i>	<i>Number of Employees</i>	<i>Average Pay</i>	<i>Region Rank</i>
Oneonta	97	\$35,560	4
<i>Western New York</i>	<i>Number of Employees</i>	<i>Average Pay</i>	<i>Region Rank</i>
Buffalo	1,556	\$46,008	3
Dunkirk	107	\$42,089	8
Jamestown	287	\$52,282	1
Lackawanna	107	\$33,538	10
Lockport	117	\$42,235	7
Niagara Falls	288	\$45,320	4
North Tonawanda	195	\$47,808	2
Olean	97	\$43,307	5
Salamanca	69	\$38,187	9
Tonawanda	102	\$42,634	6

What They Make 2018-19

Average Pay - Police - Cities



Police - Cities

Capital	<i>Number of Employees</i>	<i>Average Pay</i>	<i>Region Rank</i>
Albany	329	\$86,378	6
Cohoes	32	\$81,769	7
Glens Falls	31	\$62,924	9
Hudson	24	\$90,231	4
Mechanicville	20	\$38,165	10
Rensselaer	31	\$93,257	1
Saratoga Springs	75	\$86,733	5
Schenectady	165	\$91,757	3
Troy	126	\$78,047	8
Watervliet	24	\$91,773	2
Central New York	<i>Number of Employees</i>	<i>Average Pay</i>	<i>Region Rank</i>
Auburn	62	\$74,988	4
Cortland	43	\$81,275	2
Fulton	36	\$75,554	3
Oneida	23	\$74,863	5
Oswego	51	\$70,524	6
Syracuse	424	\$94,222	1
Finger Lakes	<i>Number of Employees</i>	<i>Average Pay</i>	<i>Region Rank</i>
Batavia	31	\$76,794	4
Canandaigua	23	\$85,689	2
Geneva	34	\$84,714	3
Rochester	744	\$105,250	1

Long Island	<i>Number of Employees</i>	<i>Average Pay</i>	<i>Region Rank</i>
Glen Cove	50	\$155,357	2
Long Beach	70	\$158,474	1
Mid-Hudson	<i>Number of Employees</i>	<i>Average Pay</i>	<i>Region Rank</i>
Beacon	38	\$91,654	10
Kingston	69	\$84,458	11
Middletown	68	\$102,770	6
Mount Vernon	214	\$100,205	7
New Rochelle	173	\$126,118	2
Newburgh	84	\$82,760	12
Peekskill	55	\$107,107	5
Port Jervis	30	\$99,101	8
Poughkeepsie	91	\$93,865	9
Rye	38	\$125,799	3
White Plains	191	\$114,295	4
Yonkers	624	\$144,013	1
Mohawk Valley	<i>Number of Employees</i>	<i>Average Pay</i>	<i>Region Rank</i>
Amsterdam	38	\$72,496	2
Gloversville	39	\$65,456	5
Johnstown	24	\$67,270	3
Little Falls	23	\$30,907	6
Rome	81	\$66,491	4
Sherrill	11	\$23,869	7

What They Make 2018-19

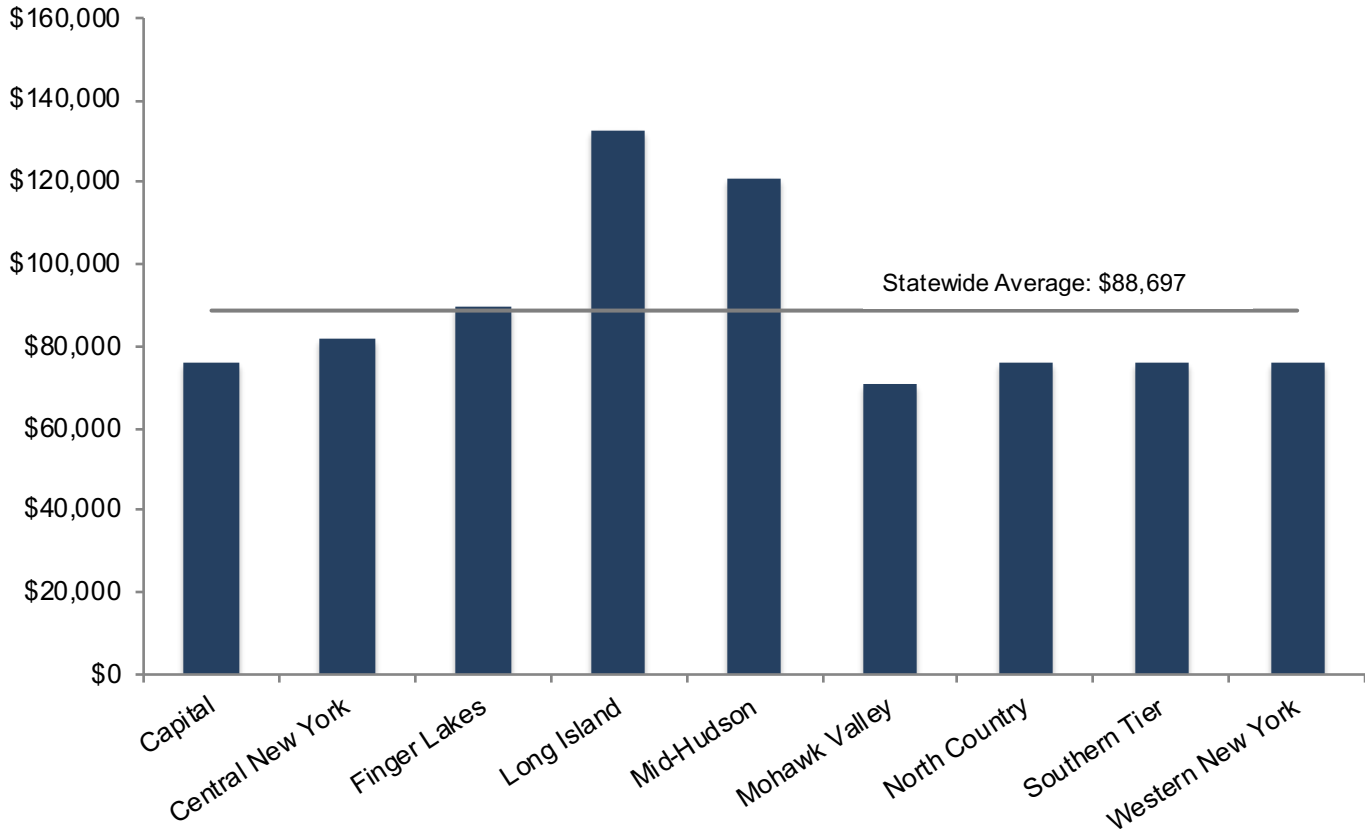
Police - Cities (cont'd)

Mohawk Valley (cont'd)	<i>Number of Employees</i>	<i>Average Pay</i>	<i>Region Rank</i>
Utica	170	\$85,341	1
North Country	<i>Number of Employees</i>	<i>Average Pay</i>	<i>Region Rank</i>
Ogdensburg	27	\$70,722	2
Plattsburgh	46	\$66,789	3
Watertown	71	\$72,108	1
Southern Tier	<i>Number of Employees</i>	<i>Average Pay</i>	<i>Region Rank</i>
Binghamton	132	\$75,752	2
Corning	20	\$71,616	3
Elmira	72	\$70,214	4
Hornell	24	\$58,410	7
Ithaca	66	\$90,019	1
Norwich	17	\$65,664	5

Southern Tier (cont'd)	<i>Number of Employees</i>	<i>Average Pay</i>	<i>Region Rank</i>
Oneonta	26	\$62,853	6
Western New York	<i>Number of Employees</i>	<i>Average Pay</i>	<i>Region Rank</i>
Buffalo	766	\$88,255	4
Dunkirk	37	\$87,738	5
Jamestown	62	\$75,910	7
Lackawanna	46	\$85,249	6
Lockport	46	\$75,804	8
Niagara Falls	149	\$95,319	2
North Tonawanda	48	\$102,311	1
Olean	37	\$58,854	9
Salamanca	19	\$55,671	10
Tonawanda	32	\$89,334	3

What They Make 2018-19

Average Pay - Fire - Cities



Fire - Cities

Capital	<i>Number of Employees</i>	<i>Average Pay</i>	<i>Region Rank</i>
Albany	255	\$75,502	4
Cohoes	30	\$75,162	5
Glens Falls	37	\$64,288	7
Hudson	-	-	-
Mechanicville	-	-	-
Rensselaer	17	\$57,503	8
Saratoga Springs	62	\$76,151	3
Schenectady	116	\$84,494	2
Troy	119	\$72,120	6
Watervliet	24	\$85,918	1
Central New York	<i>Number of Employees</i>	<i>Average Pay</i>	<i>Region Rank</i>
Auburn	70	\$73,634	4
Cortland	36	\$75,944	3
Fulton	39	\$71,738	5
Oneida	23	\$75,991	2
Oswego	40	\$70,065	6
Syracuse	362	\$87,220	1
Finger Lakes	<i>Number of Employees</i>	<i>Average Pay</i>	<i>Region Rank</i>
Batavia	34	\$71,738	3
Canandaigua	17	\$53,076	4
Geneva	19	\$84,786	2
Rochester	464	\$92,773	1

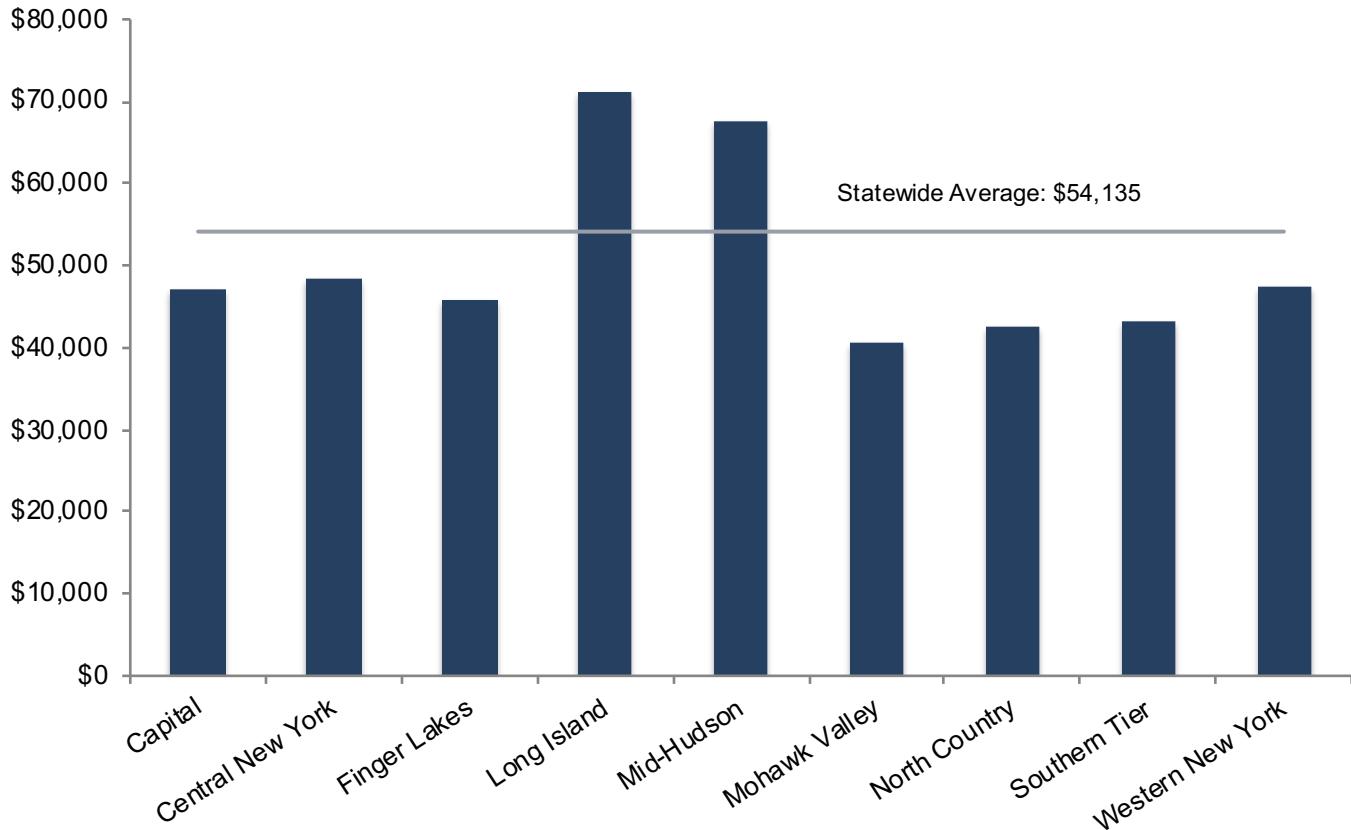
Long Island	<i>Number of Employees</i>	<i>Average Pay</i>	<i>Region Rank</i>
Glen Cove	-	-	-
Long Beach	18	\$132,306	1
Mid-Hudson	<i>Number of Employees</i>	<i>Average Pay</i>	<i>Region Rank</i>
Beacon	14	\$77,714	11
Kingston	49	\$89,202	7
Middletown	29	\$79,853	10
Mount Vernon	135	\$98,373	6
New Rochelle	149	\$123,332	2
Newburgh	66	\$85,329	9
Peekskill	25	\$101,173	5
Port Jervis	-	-	-
Poughkeepsie	62	\$86,770	8
Rye	19	\$105,618	4
White Plains	151	\$106,579	3
Yonkers	424	\$153,067	1
Mohawk Valley	<i>Number of Employees</i>	<i>Average Pay</i>	<i>Region Rank</i>
Amsterdam	33	\$61,736	4
Gloversville	29	\$52,748	6
Johnstown	25	\$64,980	3
Little Falls	15	\$57,266	5
Rome	72	\$76,097	2
Sherrill	1	\$9,518	7

What They Make 2018-19

Fire - Cities (cont'd)									
Mohawk Valley (cont'd)	Number of	Average	Region	Southern Tier (cont'd)	Number of	Average	Region		
	Employees	Pay	Rank		Employees	Pay	Rank		
Utica	117	\$78,879	1	Oneonta	29	\$68,674	4		
North Country	Number of	Average	Region	Western New York	Number of	Average	Region		
	Employees	Pay	Rank		Employees	Pay	Rank		
	Ogdensburg	29	\$64,435		3	Buffalo	732	\$75,436	4
	Plattsburgh	37	\$88,674		1	Dunkirk	24	\$73,812	6
Watertown	68	\$73,514	2	Jamestown	56	\$70,681	8		
Southern Tier	Number of	Average	Region	Lackawanna	46	\$74,201	5		
	Employees	Pay	Rank	Lockport	38	\$70,844	7		
	Binghamton	109	\$83,883	2	Niagara Falls	130	\$85,197	2	
	Corning	24	\$54,626	7	North Tonawanda	38	\$85,216	1	
	Elmira	53	\$76,696	3	Olean	36	\$65,524	9	
	Hornell	28	\$55,644	6	Salamanca	17	\$52,700	10	
	Ithaca	63	\$85,569	1	Tonawanda	26	\$84,807	3	
	Norwich	18	\$65,113	5					

What They Make 2018-19

Average Pay - General Employees - Counties



General Employees - Counties

Capital	<i>Number of Employees</i>	<i>Average Pay</i>	<i>Region Rank</i>
Albany	2,464	\$48,989	3
Columbia	862	\$47,363	4
Greene	501	\$45,308	6
Rensselaer	2,152	\$42,526	7
Saratoga	1,141	\$51,800	1
Schenectady	1,489	\$49,380	2
Warren	887	\$45,992	5
Washington	644	\$41,766	8
Central New York	<i>Number of Employees</i>	<i>Average Pay</i>	<i>Region Rank</i>
Cayuga	815	\$42,584	4
Cortland	563	\$43,722	3
Madison	609	\$45,500	2
Onondaga	3,764	\$53,302	1
Oswego	1,083	\$40,177	5
Finger Lakes	<i>Number of Employees</i>	<i>Average Pay</i>	<i>Region Rank</i>
Genesee	755	\$42,208	6
Livingston	1,080	\$39,966	8
Monroe	4,884	\$48,182	2
Ontario	1,051	\$54,242	1
Orleans	380	\$42,374	5
Seneca	455	\$42,119	7
Wayne	1,024	\$43,034	4

Finger Lakes (cont'd)	<i>Number of Employees</i>	<i>Average Pay</i>	<i>Region Rank</i>
Wyoming	974	\$39,472	9
Yates	256	\$47,899	3
Long Island	<i>Number of Employees</i>	<i>Average Pay</i>	<i>Region Rank</i>
Nassau	6,524	\$74,160	1
Suffolk	8,571	\$68,897	2
Mid-Hudson	<i>Number of Employees</i>	<i>Average Pay</i>	<i>Region Rank</i>
Dutchess	2,124	\$62,246	4
Orange	2,790	\$56,393	5
Putnam	676	\$65,804	3
Rockland	1,939	\$69,091	2
Sullivan	1,215	\$45,452	7
Ulster	1,510	\$53,528	6
Westchester	4,940	\$85,623	1
Mohawk Valley	<i>Number of Employees</i>	<i>Average Pay</i>	<i>Region Rank</i>
Fulton	554	\$39,938	4
Hamilton	135	\$41,320	2
Herkimer	681	\$29,385	6
Montgomery	433	\$40,017	3
Oneida	1,874	\$45,509	1
Schoharie	419	\$39,355	5

What They Make 2018-19

General Employees - Counties (cont'd)

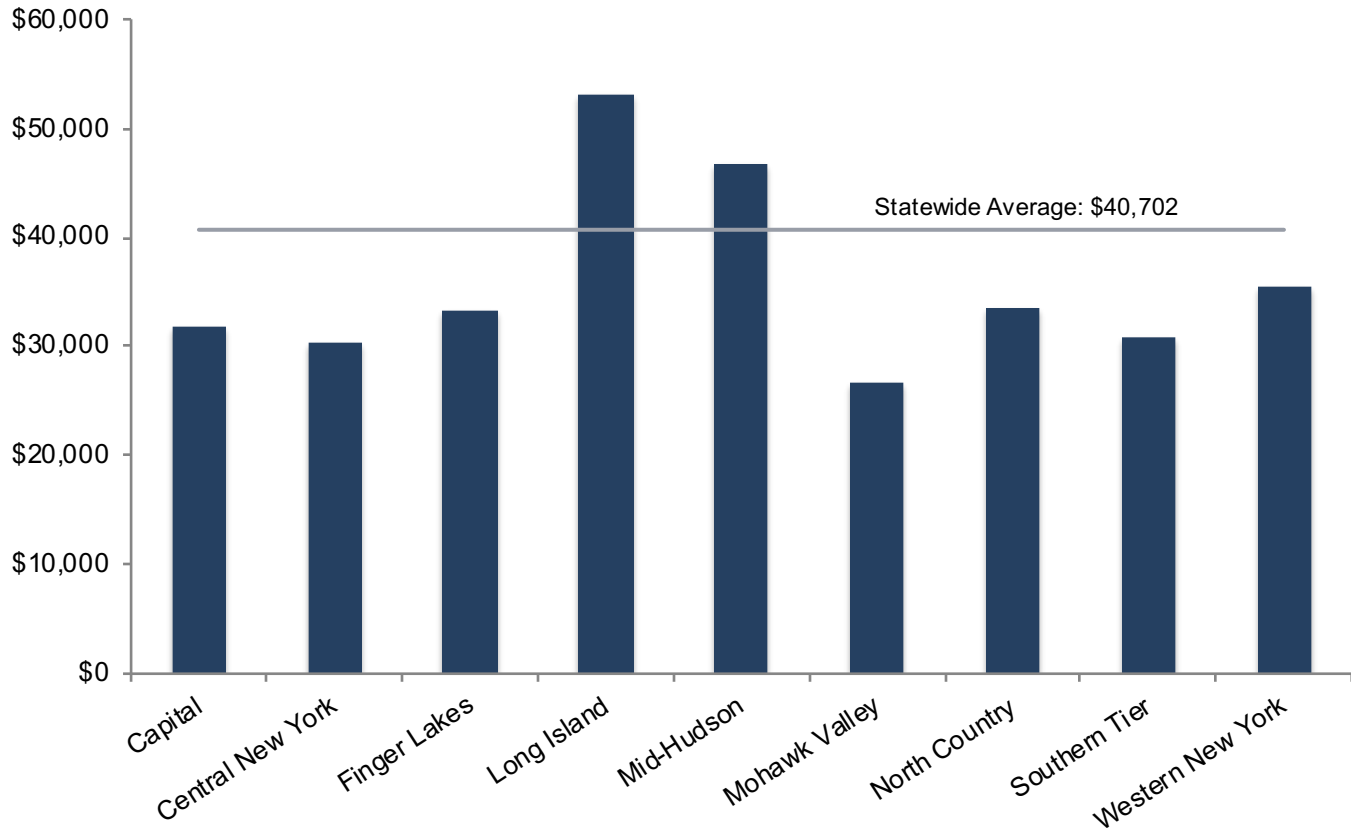
North Country	<i>Number of Employees</i>	<i>Average Pay</i>	<i>Region Rank</i>
Clinton	990	\$41,386	5
Essex	492	\$43,993	2
Franklin	554	\$37,976	6
Jefferson	981	\$43,681	3
Lewis	933	\$43,100	4
St Lawrence	837	\$45,039	1
Southern Tier	<i>Number of Employees</i>	<i>Average Pay</i>	<i>Region Rank</i>
Broome	2,245	\$42,206	6
Chemung	1,111	\$43,079	5
Chenango	580	\$38,708	8
Delaware	594	\$39,265	7

Southern Tier (cont'd)	<i>Number of Employees</i>	<i>Average Pay</i>	<i>Region Rank</i>
Otsego	492	\$36,232	9
Schuyler	254	\$45,259	3
Steuben	853	\$47,235	2
Tioga	390	\$43,894	4
Tompkins	925	\$51,214	1
Western New York	<i>Number of Employees</i>	<i>Average Pay</i>	<i>Region Rank</i>
Allegany	545	\$43,276	4
Cattaraugus	1,132	\$44,222	3
Chautauqua	1,295	\$42,354	5
Erie	5,647	\$49,910	1
Niagara	1,705	\$46,387	2

Only 4 counties had police or fire employees. They are listed and ranked on page 4.

What They Make 2018-19

Average Pay - General Employees - Towns



General Employees - Towns

Capital	Number of Employees	Average Pay	Region Rank
Ancram	9	\$36,725	11
Argyle	11	\$33,722	20
Ashland	17	\$12,950	106
Athens	12	\$39,296	9
Austerlitz	13	\$27,955	46
Ballston	52	\$29,088	37
Berlin	16	\$17,063	98
Berne	29	\$23,145	74
Bethlehem	285	\$40,083	6
Bolton	51	\$28,433	40
Brunswick	84	\$22,066	78
Cairo	54	\$22,613	77
Cambridge	12	\$21,233	84
Canaan	18	\$20,686	87
Catskill	67	\$27,794	47
Charlton	23	\$21,073	85
Chatham	21	\$32,273	29
Chester (Warren County)	42	\$29,201	36
Claverack	21	\$29,388	34
Clermont	8	\$21,445	82
Clifton Park	152	\$43,224	4
Coeymans	31	\$34,336	19
Colonie	549	\$45,065	2
Copake	17	\$25,431	62

Capital (cont'd)	Number of Employees	Average Pay	Region Rank
Corinth	57	\$25,329	63
Coxsackie	37	\$23,236	73
Day	14	\$33,313	23
Dresden	12	\$21,507	81
Duanesburg	28	\$26,110	57
Durham	21	\$29,428	33
East Greenbush	99	\$38,878	10
Easton	11	\$24,546	68
Edinburg	12	\$35,150	16
Fort Ann	27	\$19,722	92
Fort Edward	17	\$36,408	12
Galway	25	\$26,514	56
Germantown	10	\$33,609	21
Ghent	17	\$26,813	53
Glenville	59	\$45,522	1
Grafton	20	\$10,948	107
Granville	16	\$28,243	44
Green Island	61	\$15,353	101
Greenfield	46	\$32,049	30
Greenport	38	\$30,718	31
Greenville (Greene County)	18	\$24,556	67
Greenwich	19	\$20,256	89
Guilderland	282	\$35,147	17
Hadley	23	\$32,448	27

What They Make 2018-19

General Employees - Towns (cont'd)

Capital (cont'd)	Number of Employees	Average Pay	Region Rank
Hague	15	\$33,017	24
Halcott	2	\$26,053	58
Halfmoon	142	\$26,961	52
Hampton	9	\$10,376	108
Hartford	14	\$21,396	83
Hillsdale	12	\$26,522	55
Hoosick	29	\$20,646	88
Horicon	23	\$32,483	26
Hunter	30	\$26,553	54
Jackson	8	\$28,738	38
Jewett	13	\$24,331	69
Johnsburg	34	\$27,411	49
Kinderhook	27	\$27,320	50
Kingsbury	38	\$22,041	79
Knox	13	\$23,098	75
Lake George	75	\$26,017	59
Lake Luzerne	21	\$41,139	5
Lexington	12	\$25,677	61
Livingston	20	\$20,124	91
Malta	57	\$40,042	7
Milton	55	\$28,291	42
Moreau	46	\$30,249	32
Nassau	16	\$28,119	45
New Baltimore	23	\$16,937	99
New Lebanon	19	\$24,618	65
New Scotland	44	\$36,323	13
Niskayuna	177	\$33,556	22
North Greenbush	76	\$21,018	86
Northumberland	22	\$23,401	72
Petersburgh	9	\$15,040	103
Pittstown	22	\$28,412	41
Poestenkill	41	\$13,017	105
Prattsville	9	\$16,189	100
Princetown	8	\$14,118	104
Providence	14	\$27,014	51
Putnam	10	\$34,482	18
Queensbury	179	\$35,257	15
Rensselaerville	22	\$22,753	76
Rotterdam	99	\$43,614	3
Salem	12	\$28,687	39
Sand Lake	44	\$25,722	60
Saratoga	20	\$32,328	28
Schaghticoke	31	\$24,571	66
Schodack	81	\$24,998	64
Stephentown	17	\$15,208	102
Stillwater	40	\$39,333	8
Stockport	9	\$32,537	25
Stony Creek	26	\$17,745	96
Stuyvesant	11	\$21,852	80
Taghkanic	11	\$28,270	43
Thurman	15	\$23,642	71
Warrensburg	31	\$35,465	14
Waterford	42	\$27,767	48
Westerlo	26	\$24,281	70
White Creek	10	\$19,028	93
Whitehall	17	\$18,927	94

Capital (cont'd)	Number of Employees	Average Pay	Region Rank
Wilton	86	\$29,266	35
Windham	46	\$20,157	90
Central New York	Number of Employees	Average Pay	Region Rank
Albion (Oswego County)	7	\$27,853	40
Amboy	9	\$29,254	33
Aurelius	12	\$25,255	56
Brookfield	12	\$28,904	35
Brutus	26	\$17,586	81
Camillus	110	\$39,046	6
Cato	10	\$23,114	65
Cazenovia	26	\$31,964	24
Cicero	91	\$33,032	21
Cincinnatus	7	\$12,161	89
Clay	115	\$40,783	5
Conquest	9	\$24,446	60
Constantia	19	\$28,948	34
Cortlandville	41	\$47,011	1
Cuyler	9	\$12,933	87
De Witt	100	\$31,669	26
Deruyter	10	\$27,891	39
Eaton	12	\$33,104	19
Elbridge	17	\$33,217	17
Fabius	14	\$19,432	77
Fenner	12	\$20,565	72
Fleming	14	\$20,595	71
Geddes	46	\$36,070	9
Genoa	13	\$21,842	66
Georgetown	11	\$15,354	83
Granby	25	\$20,634	70
Hamilton	12	\$33,955	14
Hannibal	15	\$21,575	67
Harford	6	\$24,495	59
Hastings	29	\$28,088	38
Homer	18	\$25,251	57
Ira	20	\$14,220	86
LaFayette	22	\$31,118	31
Lapeer	6	\$19,927	75
Lebanon	11	\$23,437	63
Ledyard	9	\$25,828	50
Lenox	17	\$25,362	55
Lincoln	8	\$20,564	73
Locke	6	\$35,440	11
Lysander	37	\$33,045	20
Madison	14	\$27,382	44
Manlius	74	\$35,539	10
Marathon	5	\$33,820	15
Marcellus	22	\$26,326	48
Mentz	16	\$11,768	90
Mexico	23	\$27,594	42
Minetto	11	\$27,604	41
Montezuma	14	\$14,575	85
Moravia	10	\$20,151	74
Nelson	14	\$23,350	64
New Haven	18	\$28,096	37
Niles	7	\$33,166	18

What They Make 2018-19

General Employees - Towns (cont'd)

Central New York (cont'd)	<i>Number of Employees</i>	<i>Average Pay</i>	<i>Region Rank</i>
Onondaga	59	\$32,460	22
Orwell	17	\$16,969	82
Oswego	20	\$31,194	29
Otisco	11	\$17,942	80
Owasco	23	\$25,585	51
Palermo	19	\$25,933	49
Parish	12	\$24,411	61
Pompey	20	\$30,676	32
Preble	8	\$20,881	69
Redfield	9	\$27,057	45
Richland	31	\$31,522	27
Salina	63	\$46,957	2
Sandy Creek	21	\$32,079	23
Schroepfel	31	\$28,321	36
Scipio	9	\$24,913	58
Scott	13	\$12,350	88
Scriba	30	\$35,338	12
Sempronius	4	\$42,116	3
Sennett	13	\$41,462	4
Skaneateles	32	\$31,182	30
Smithfield	6	\$25,424	53
Solon	4	\$23,493	62
Spafford	8	\$33,543	16
Springport	9	\$21,208	68
Sterling	21	\$19,119	79
Stockbridge	7	\$26,595	47
Sullivan	44	\$34,945	13
Summerhill	10	\$15,184	84
Throop	8	\$27,560	43
Truxton	8	\$19,203	78
Tully	13	\$31,409	28
Van Buren	54	\$25,580	52
Venice	7	\$31,686	25
Victory	11	\$19,806	76
Virgil	17	\$25,418	54
Volney	14	\$37,161	7
West Monroe	14	\$36,420	8
Willet	11	\$11,717	91
Williamstown	7	\$26,993	46
Finger Lakes	<i>Number of Employees</i>	<i>Average Pay</i>	<i>Region Rank</i>
Alabama	11	\$29,059	64
Albion (Orleans County)	13	\$32,048	40
Alexander	14	\$23,183	97
Arcade	10	\$26,402	84
Arcadia	22	\$38,067	17
Attica	13	\$22,748	99
Avon	21	\$26,505	83
Barre	12	\$30,083	58
Barrington	14	\$23,627	95
Batavia	37	\$44,235	4
Bennington	16	\$17,900	121
Benton	11	\$34,902	27
Bergen	13	\$31,064	49
Bethany	17	\$17,697	122
Brighton (Monroe County)	163	\$46,624	2

Finger Lakes (cont'd)	<i>Number of Employees</i>	<i>Average Pay</i>	<i>Region Rank</i>
Bristol	12	\$30,467	53
Butler	7	\$38,758	16
Byron	17	\$19,037	117
Caledonia	18	\$22,647	101
Canadice	11	\$34,801	28
Canandaigua	57	\$33,043	36
Carlton	16	\$31,462	43
Castile	11	\$25,870	86
Chili	127	\$34,385	30
Clarendon	12	\$22,846	98
Clarkson	30	\$31,110	47
Conesus	14	\$31,242	46
Covert	9	\$24,024	91
Covington	5	\$32,499	39
Darien	19	\$20,766	109
Eagle	7	\$33,925	31
East Bloomfield	19	\$30,760	50
East Rochester*	62	\$31,580	42
Elba	5	\$36,471	22
Farmington	67	\$40,435	11
Fayette	20	\$19,597	113
Gaines	5	\$23,412	96
Gainesville	8	\$29,726	62
Galen	15	\$19,219	116
Gates	90	\$37,472	18
Genesee Falls	11	\$13,509	125
Geneseo	22	\$27,674	73
Geneva	17	\$56,556	1
Gorham	28	\$42,884	7
Greece	269	\$45,143	3
Groveland	22	\$18,689	120
Hamlin	39	\$28,305	70
Henrietta	166	\$33,837	32
Hopewell	18	\$39,443	13
Huron	21	\$26,388	85
Irondequoit	211	\$35,510	25
Italy	11	\$27,339	76
Java	11	\$21,486	107
Jerusalem	24	\$31,284	45
Junius	10	\$20,704	110
Kendall	16	\$24,383	90
Le Roy	13	\$35,295	26
Leicester	10	\$27,691	72
Lima	18	\$27,009	80
Livonia	29	\$29,813	59
Lodi	7	\$27,270	77
Lyons	24	\$30,271	56
Macedon	55	\$27,843	71
Manchester	26	\$26,617	82
Marion	25	\$30,460	54
Mendon	32	\$43,235	5
Middlebury	10	\$25,110	88
Middlesex	10	\$26,834	81
Milo	10	\$42,037	9
Mount Morris	16	\$23,770	92
Murray	16	\$22,706	100

What They Make 2018-19

General Employees - Towns (cont'd)

<i>Finger Lakes (cont'd)</i>	<i>Number of Employees</i>	<i>Average Pay</i>	<i>Region Rank</i>
Naples	13	\$39,479	12
North Dansville	9	\$14,625	124
Nunda	13	\$27,131	79
Oakfield	11	\$32,612	38
Ogden	75	\$35,954	24
Ontario	61	\$40,589	10
Orangeville	7	\$28,624	67
Ossian	6	\$29,169	63
Ovid	10	\$11,628	126
Palmyra	24	\$33,444	34
Parma	78	\$23,678	94
Pavilion	9	\$28,940	65
Pembroke	19	\$27,158	78
Penfield	168	\$36,939	20
Perinton	241	\$31,582	41
Perry	11	\$25,306	87
Phelps	26	\$33,739	33
Pike	12	\$18,964	118
Pittsford	180	\$34,749	29
Portage	8	\$27,525	75
Potter	7	\$31,352	44
Richmond	27	\$23,745	93
Ridgeway	13	\$36,177	23
Riga	40	\$21,562	105
Romulus	12	\$19,235	115
Rose	13	\$29,745	61
Rush	39	\$21,551	106
Savannah	13	\$19,469	114
Seneca	17	\$42,763	8
Seneca Falls	50	\$39,261	14
Shelby	15	\$36,584	21
Sheldon	15	\$24,998	89
Sodus	34	\$22,216	102
South Bristol	16	\$30,677	51
Sparta	10	\$20,917	108
Springwater	20	\$21,998	103
Stafford	24	\$15,168	123
Starkey	9	\$30,499	52
Sweden	52	\$31,065	48
Torrey	6	\$39,231	15
Tyre	9	\$21,960	104
Varick	7	\$28,787	66
Victor	105	\$29,793	60
Walworth	49	\$30,309	55
Warsaw	20	\$19,629	112
Waterloo	14	\$37,234	19
Webster	177	\$43,018	6
West Bloomfield	13	\$28,330	69
West Sparta	10	\$20,231	111
Wethersfield	7	\$33,030	37
Wheatland	44	\$18,849	119
Williamson	43	\$33,331	35
Wolcott	12	\$30,209	57
Yates	9	\$27,609	74
York	16	\$28,451	68

<i>Long Island</i>	<i>Number of Employees</i>	<i>Average Pay</i>	<i>Region Rank</i>
Babylon	636	\$42,795	11
Brookhaven	1,400	\$47,630	7
East Hampton	353	\$45,851	9
Hempstead	2,545	\$58,753	2
Huntington	980	\$55,761	4
Islip	1,139	\$40,987	12
North Hempstead	543	\$58,354	3
Oyster Bay	1,120	\$69,563	1
Riverhead	274	\$42,899	10
Shelter Island	70	\$39,029	13
Smithtown	631	\$51,121	5
Southampton	579	\$47,319	8
Southold	264	\$50,653	6

<i>Mid-Hudson</i>	<i>Number of Employees</i>	<i>Average Pay</i>	<i>Region Rank</i>
Amenia	33	\$18,296	106
Bedford	113	\$65,251	7
Beekman	27	\$41,863	38
Bethel	50	\$34,455	62
Blooming Grove	62	\$40,287	44
Callicoon	21	\$36,216	54
Carmel	104	\$64,586	8
Chester (Orange County)	52	\$51,842	19
Clarkstown	366	\$73,295	2
Clinton (Dutchess County)	31	\$22,776	100
Cochecton	17	\$28,339	81
Cornwall	62	\$36,859	52
Cortlandt	193	\$58,089	13
Crawford	40	\$36,284	53
Deerpark	29	\$34,971	58
Delaware	18	\$33,673	64
Denning	14	\$27,487	83
Dover	44	\$26,237	89
East Fishkill	96	\$48,868	24
Eastchester	134	\$52,816	18
Esopus	50	\$33,576	66
Fallsburg	108	\$41,193	42
Fishkill	65	\$37,565	49
Forestburgh	17	\$25,860	91
Fremont (Sullivan County)	9	\$23,680	97
Gardiner	48	\$19,638	105
Goshen	39	\$44,478	31
Greenburgh	385	\$63,810	9
Greenville (Orange County)	19	\$30,166	74
Hamptonburgh	19	\$44,879	30
Hardenburgh	13	\$23,979	96
Harrison	27	\$77,671	1
Harrison	168	\$69,562	5
Haverstraw	137	\$40,763	43
Highland	22	\$26,635	88
Highlands	66	\$23,181	98
Hurley	31	\$29,726	76
Hyde Park	71	\$27,666	82
Kent	84	\$51,217	21
Kingston	5	\$41,512	39
La Grange	72	\$38,310	47

What They Make 2018-19

General Employees - Towns (cont'd)

<i>Mid-Hudson (cont'd)</i>	<i>Number of Employees</i>	<i>Average Pay</i>	<i>Region Rank</i>
Lewisboro	67	\$46,093	28
Liberty	90	\$25,445	94
Lloyd	64	\$36,892	51
Lumberland	23	\$30,521	72
Mamakating	65	\$29,303	77
Mamaroneck	141	\$48,274	26
Marbletown	43	\$21,576	103
Marlborough	39	\$38,703	46
Milan	15	\$34,460	61
Minisink	17	\$20,837	104
Monroe	69	\$42,134	37
Montgomery	60	\$36,973	50
Mount Hope	23	\$34,158	63
Mount Kisco	111	\$48,887	23
Mt Pleasant	207	\$44,382	32
Neversink	49	\$28,535	80
New Castle	106	\$65,705	6
New Paltz	79	\$28,768	79
New Windsor	110	\$57,143	14
Newburgh	120	\$45,878	29
North Castle	113	\$59,959	11
North East	17	\$27,322	86
North Salem	71	\$33,611	65
Olive	49	\$25,577	93
Orangetown	212	\$71,406	4
Ossining	52	\$59,397	12
Patterson	99	\$32,860	67
Pawling	45	\$31,376	70
Pelham	42	\$31,133	71
Philipstown	43	\$48,976	22
Pine Plains	14	\$25,933	90
Plattekill	33	\$27,076	87
Pleasant Valley	24	\$30,173	73
Poughkeepsie	169	\$41,403	40
Pound Ridge	42	\$53,197	17
Putnam Valley	79	\$46,939	27
Ramapo	246	\$72,715	3
Red Hook	34	\$27,375	85
Rhinebeck	41	\$24,859	95
Rochester	28	\$34,562	60
Rockland	29	\$42,982	36
Rosendale	63	\$22,926	99
Rye	25	\$43,250	34
Saugerties	107	\$34,834	59
Scarsdale	241	\$55,255	16
Shandaken	53	\$27,448	84
Shawangunk	42	\$22,226	102
Somers	83	\$48,609	25
Southeast	75	\$43,117	35
Stanford	18	\$32,579	69
Stony Point	100	\$41,247	41
Thompson	79	\$51,518	20
Tusten	15	\$32,671	68
Tuxedo	15	\$62,782	10
Ulster	82	\$37,703	48
Union Vale	32	\$22,646	101

<i>Mid-Hudson (cont'd)</i>	<i>Number of Employees</i>	<i>Average Pay</i>	<i>Region Rank</i>
Wallkill	123	\$43,515	33
Wappinger	67	\$38,727	45
Warwick	117	\$35,786	57
Washington	27	\$29,850	75
Wawarsing	113	\$25,670	92
Wawayanda	36	\$35,993	55
Woodbury	75	\$29,218	78
Woodstock	55	\$35,947	56
Yorktown	225	\$55,581	15

<i>Mohawk Valley</i>	<i>Number of Employees</i>	<i>Average Pay</i>	<i>Region Rank</i>
Amsterdam	13	\$37,234	6
Annsville	8	\$37,555	5
Arietta	25	\$22,384	67
Ava	3	\$44,449	1
Benson	4	\$19,747	74
Bleecker	8	\$23,164	56
Blenheim	6	\$24,337	50
Boonville	15	\$28,797	29
Bridgewater	11	\$19,131	76
Broadalbin	7	\$38,826	4
Broome	10	\$24,066	52
Camden	25	\$20,064	73
Canajoharie	8	\$32,678	17
Carlisle	10	\$22,087	68
Caroga	18	\$22,984	59
Charleston	13	\$22,455	66
Cobleskill	18	\$23,712	55
Columbia	4	\$34,671	10
Conesville	7	\$19,086	77
Danube	4	\$32,169	18
Deerfield	19	\$22,995	58
Ephratah	11	\$28,995	27
Esperance	10	\$15,203	84
Fairfield	11	\$25,541	43
Florida	15	\$27,813	35
Floyd	24	\$26,716	39
Forestport	17	\$29,135	26
Frankfort	26	\$22,608	64
Fulton	13	\$22,505	65
German Flatts	22	\$25,057	46
Gilboa	10	\$39,105	3
Glen	14	\$25,050	47
Herkimer	23	\$27,276	36
Hope	12	\$13,990	85
Indian Lake	42	\$27,094	37
Inlet	27	\$28,167	34
Jefferson	9	\$34,591	11
Johnstown	20	\$37,121	7
Kirkland	34	\$34,341	13
Lake Pleasant	26	\$25,283	45
Lee	26	\$17,367	80
Litchfield	7	\$28,571	31
Little Falls	11	\$23,132	57
Long Lake	38	\$31,537	20
Manheim	8	\$15,236	83

What They Make 2018-19

General Employees - Towns (cont'd)

Mohawk Valley (cont'd)	<i>Number of Employees</i>	<i>Average Pay</i>	<i>Region Rank</i>
Marcy	43	\$34,283	14
Marshall	10	\$30,044	23
Mayfield	21	\$26,681	40
Middleburgh	13	\$24,209	51
Minden	16	\$25,372	44
Mohawk	14	\$28,288	33
Morehouse	7	\$24,991	48
New Hartford	96	\$26,976	38
Northampton	13	\$30,410	22
Ohio	16	\$21,801	70
Oppenheim	9	\$28,650	30
Palatine	12	\$28,339	32
Paris	36	\$23,737	54
Perth	20	\$18,502	79
Remsen	9	\$34,468	12
Richmondville	15	\$21,792	71
Root	16	\$22,949	60
Russia	13	\$23,885	53
Salisbury	13	\$24,801	49
Sangerfield	6	\$39,537	2
Schoharie	14	\$19,607	75
Schuyler	8	\$25,640	42
Sharon	11	\$18,552	78
St. Johnsville	10	\$22,880	61
Stark	7	\$35,152	8
Steuben	10	\$16,864	81
Stratford	7	\$22,646	63
Summit	13	\$21,843	69
Trenton	19	\$34,042	15
Vernon	15	\$30,800	21
Verona	32	\$35,120	9
Vienna	26	\$20,802	72
Warren	10	\$22,737	62
Webb	67	\$26,014	41
Wells	15	\$29,468	25
Western	5	\$33,684	16
Westmoreland	18	\$30,025	24
Whitestown	58	\$28,841	28
Winfield	4	\$31,703	19
Wright	10	\$16,172	82
North Country	<i>Number of Employees</i>	<i>Average Pay</i>	<i>Region Rank</i>
Adams	14	\$27,810	63
Alexandria	27	\$30,812	42
Altona	12	\$26,311	71
Antwerp	13	\$31,602	39
Ausable	20	\$29,716	49
Bangor	9	\$27,392	65
Beekmantown	37	\$17,521	111
Bellmont	7	\$39,689	14
Black Brook	26	\$18,368	109
Bombay	5	\$24,513	81
Brandon	5	\$18,507	108
Brasher	13	\$32,192	35
Brighton (Franklin County)	12	\$16,840	114
Brownville	12	\$29,222	54

North Country (cont'd)	<i>Number of Employees</i>	<i>Average Pay</i>	<i>Region Rank</i>
Canton	18	\$34,999	25
Cape Vincent	21	\$31,604	38
Champion	15	\$39,196	15
Champlain	17	\$32,028	36
Chateaugay	18	\$18,833	107
Chazy	22	\$22,638	91
Chesterfield	18	\$24,669	80
Clare	5	\$19,469	104
Clayton	40	\$26,231	72
Clifton	19	\$24,268	85
Clinton (Clinton County)	7	\$43,511	8
Colton	27	\$35,825	23
Croghan	13	\$36,830	19
Crown Point	15	\$29,490	52
Dannemora	12	\$19,082	105
De Peyster	8	\$15,757	118
Dekalb	9	\$28,646	56
Denmark	10	\$32,670	32
Diana	14	\$22,791	89
Dickinson (Franklin County)	9	\$20,703	101
Duane	5	\$24,758	79
Edwards	8	\$39,710	13
Elizabethtown	13	\$24,768	78
Ellenburg	14	\$26,929	67
Ellisburg	12	\$48,163	4
Essex	10	\$28,321	61
Fine	16	\$28,986	55
Fort Covington	11	\$24,304	83
Fowler	20	\$18,948	106
Franklin (Franklin County)	8	\$36,482	20
Gouverneur	12	\$38,305	16
Greig	5	\$32,766	29
Hammond	9	\$19,853	103
Harriestown	27	\$41,658	11
Harrisburg	7	\$25,669	74
Henderson	19	\$23,474	88
Hermon	9	\$28,560	58
Hopkinton	8	\$33,475	26
Hounsfield	16	\$32,694	31
Jay	21	\$25,134	77
Keene	27	\$30,244	43
Lawrence	11	\$28,380	60
Le Ray	26	\$31,472	40
Lewis (Essex County)	15	\$20,337	102
Lewis (Lewis County)	5	\$29,752	48
Leyden	9	\$22,098	95
Lisbon	29	\$21,545	98
Lorraine	11	\$26,364	69
Louisville	26	\$21,332	100
Lowville	15	\$26,224	73
Lyme	8	\$44,605	6
Lyonsdale	6	\$21,401	99
Macomb	9	\$16,921	113
Madrid	17	\$23,993	87
Malone	23	\$36,304	21
Martinsburg	11	\$30,058	46

What They Make 2018-19

General Employees - Towns (cont'd)

North Country (cont'd)	<i>Number of Employees</i>	<i>Average Pay</i>	<i>Region Rank</i>
Massena	440	\$53,691	1
Minerva	24	\$22,233	94
Moir	10	\$15,491	119
Montague	5	\$15,931	117
Mooers	24	\$21,622	97
Moriah	45	\$29,631	51
Morristown	8	\$43,792	7
New Bremen	12	\$29,686	50
Newcomb	28	\$42,933	9
Norfolk	19	\$26,682	68
North Elba	54	\$31,154	41
North Hudson	12	\$17,793	110
Orleans	22	\$32,876	28
Osceola	4	\$30,094	44
Oswegatchie	19	\$30,011	47
Pamelia	7	\$33,084	27
Parishville	14	\$37,095	17
Peru	37	\$24,331	82
Philadelphia	12	\$32,738	30
Piercefield	6	\$31,912	37
Pierrepont	10	\$53,615	2
Pinckney	6	\$15,978	116
Pitcairn	4	\$27,500	64
Plattsburgh	67	\$46,268	5
Potsdam	28	\$41,962	10
Rodman	14	\$21,836	96
Rossie	7	\$22,429	93
Russell	15	\$28,497	59
Rutland	17	\$22,432	92
Santa Clara	7	\$25,406	76
Saranac	16	\$29,392	53
Schroon	42	\$24,225	86
Schuyler Falls	16	\$30,063	45
St. Armand	11	\$26,323	70
Stockholm	11	\$36,286	22
Theresa	18	\$28,085	62
Ticonderoga	45	\$32,243	33
Tupper Lake	26	\$24,269	84
Turin	8	\$25,440	75
Waddington	15	\$22,728	90
Watertown	17	\$40,227	12
Watson	7	\$48,831	3
Waverly	9	\$32,196	34
West Turin	12	\$27,049	66
Westport	11	\$36,884	18
Westville	11	\$16,494	115
Willsboro	43	\$17,232	112
Wilmington	20	\$28,581	57
Wilna	16	\$35,506	24
Southern Tier	<i>Number of Employees</i>	<i>Average Pay</i>	<i>Region Rank</i>
Addison	6	\$22,509	115
Afton	14	\$17,348	134
Andes	24	\$23,594	106
Avoca	12	\$27,480	81
Bainbridge	14	\$19,248	127

Southern Tier (cont'd)	<i>Number of Employees</i>	<i>Average Pay</i>	<i>Region Rank</i>
Baldwin	5	\$17,711	131
Barker	11	\$33,564	38
Barton	15	\$27,315	84
Bath	25	\$39,598	14
Berkshire	8	\$26,057	93
Big Flats	40	\$33,432	40
Binghamton	20	\$39,051	17
Bovina	13	\$17,832	130
Bradford	7	\$15,368	139
Burlington	8	\$32,679	43
Butternuts	5	\$37,935	21
Cameron	6	\$28,515	69
Campbell	17	\$26,462	89
Candor	19	\$22,146	118
Canisteo	10	\$26,946	86
Caroline	14	\$31,271	51
Catharine	7	\$17,449	133
Catlin	10	\$22,050	119
Caton	16	\$15,080	140
Cayuta	4	\$20,130	126
Chemung	13	\$37,374	26
Chenango	39	\$37,382	25
Cherry Valley	13	\$25,457	97
Cohocton	19	\$23,041	111
Colchester	34	\$23,424	108
Colesville	18	\$31,381	49
Columbus	8	\$22,842	114
Conklin	26	\$26,847	87
Corning	19	\$40,162	10
Coventry	9	\$20,615	124
Danby	13	\$45,103	4
Dansville	7	\$29,198	63
Davenport	14	\$26,134	91
Delhi	17	\$30,667	58
Deposit	10	\$27,429	82
Dickinson (Broome County)	16	\$37,498	23
Dix	8	\$37,553	22
Dryden	40	\$39,855	12
Edmeston	8	\$31,175	52
Elmira	36	\$30,794	57
Enfield	11	\$33,015	42
Erin	11	\$22,291	116
Erwin	27	\$51,960	2
Exeter	6	\$32,206	45
Fenton	27	\$27,996	73
Franklin (Delaware County)	11	\$36,310	31
Fremont (Steuben County)	12	\$30,124	60
Greene	23	\$31,072	53
Greenwood	8	\$16,844	136
Groton	19	\$28,180	71
Guilford	15	\$24,955	100
Hamden	8	\$36,757	29
Hancock	27	\$34,192	35
Harpersfield	13	\$29,771	61
Hartwick	15	\$21,445	122
Hector	24	\$33,870	36

What They Make 2018-19

General Employees - Towns (cont'd)

<i>Southern Tier (cont'd)</i>	<i>Number of Employees</i>	<i>Average Pay</i>	<i>Region Rank</i>
Hornby	7	\$39,143	16
Hornellsville	10	\$36,776	28
Horseheads	40	\$27,728	80
Howard	10	\$36,344	30
Ithaca	87	\$55,563	1
Jasper	8	\$27,852	76
Kirkwood	29	\$28,683	66
Kortright	13	\$27,341	83
Lansing	49	\$31,503	48
Laurens	10	\$28,263	70
Lincklaen	7	\$13,405	142
Lindley	11	\$21,824	121
Lisle	16	\$24,518	102
Maine	15	\$27,124	85
Maryland	13	\$17,690	132
Masonville	8	\$30,797	56
Mcdonough	5	\$27,926	75
Meredith	15	\$25,181	98
Middlefield	15	\$17,020	135
Middletown	32	\$37,042	27
Milford	11	\$25,972	94
Montour	6	\$30,419	59
Morris	7	\$32,107	46
Nanticoke	8	\$24,479	103
New Berlin	11	\$28,924	64
New Lisbon	8	\$26,094	92
Newark Valley	14	\$25,969	95
Newfield	14	\$41,743	5
Nichols	16	\$22,902	113
North Norwich	8	\$27,975	74
Norwich	11	\$22,182	117
Oneonta	27	\$28,683	65
Orange	6	\$38,693	19
Otego	11	\$27,841	77
Otsego	10	\$31,298	50
Otselie	11	\$11,500	143
Owego	59	\$34,668	33
Oxford	10	\$23,081	110
Pharsalia	4	\$36,190	32
Pitcher	7	\$15,811	138
Pittsfield	8	\$18,563	129
Plainfield	2	\$7,984	144
Plymouth	7	\$38,316	20
Prattsburgh	16	\$32,235	44
Preston	5	\$24,158	104
Pulteney	9	\$39,208	15
Rathbone	5	\$30,990	54
Reading	6	\$40,198	9
Richfield	6	\$38,813	18
Richford	4	\$46,519	3
Roseboom	10	\$16,090	137
Roxbury	23	\$33,525	39
Sanford	22	\$28,635	67
Sherburne	15	\$26,754	88
Sidney	14	\$33,624	37
Smithville	11	\$19,216	128

<i>Southern Tier (cont'd)</i>	<i>Number of Employees</i>	<i>Average Pay</i>	<i>Region Rank</i>
Smyrna	8	\$20,580	125
Southport	22	\$39,979	11
Spencer	8	\$40,969	6
Springfield	8	\$23,500	107
Stamford	11	\$22,008	120
Thurston	5	\$40,587	7
Tioga	15	\$24,948	101
Tompkins	12	\$27,772	79
Triangle	9	\$22,994	112
Troupsburg	11	\$25,578	96
Tuscarora	12	\$14,905	141
Tyrone	8	\$33,071	41
Ulysses	22	\$24,992	99
Unadilla	9	\$29,248	62
Union	150	\$27,832	78
Urbana	8	\$37,470	24
Van Etten	6	\$34,663	34
Vestal	115	\$40,314	8
Veteran	15	\$24,063	105
Walton	16	\$31,955	47
Wayland	14	\$30,848	55
Wayne	6	\$26,380	90
West Union	7	\$21,344	123
Wheeler	11	\$23,392	109
Windsor	25	\$28,065	72
Woodhull	6	\$39,632	13
Worcester	13	\$28,559	68
<i>Western New York</i>	<i>Number of Employees</i>	<i>Average Pay</i>	<i>Region Rank</i>
Alden	41	\$18,360	108
Alfred	7	\$26,329	55
Allegany	24	\$37,159	17
Allen	4	\$16,868	115
Alma	9	\$18,882	102
Almond	9	\$34,379	25
Amherst	591	\$49,242	1
Amity	9	\$26,292	56
Andover	10	\$25,336	64
Angelica	9	\$30,585	42
Arkwright	6	\$30,784	41
Ashford	17	\$18,499	105
Aurora	78	\$20,973	91
Belfast	6	\$35,319	23
Birdsall	4	\$25,963	59
Bolivar	9	\$26,041	58
Boston	34	\$25,482	62
Brant	11	\$23,337	75
Burns	7	\$22,919	80
Busti	21	\$34,329	26
Cambria	24	\$32,487	31
Caneadea	11	\$36,124	21
Carroll	19	\$23,882	72
Carrollton	13	\$27,308	49
Centerville	2	\$38,154	15
Charlotte	13	\$17,391	112
Chautauqua	21	\$41,021	11

What They Make 2018-19

General Employees - Towns (cont'd)

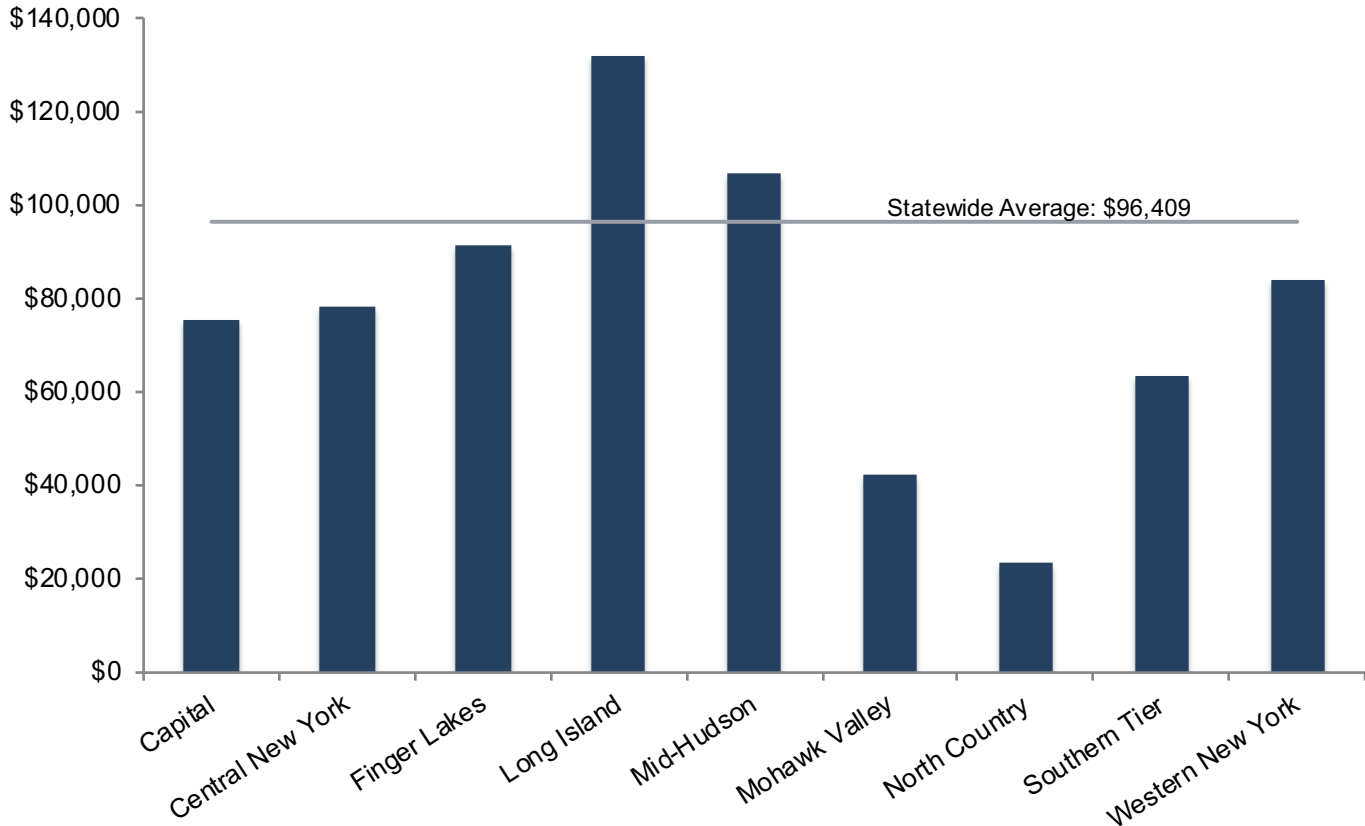
Western New York (cont'd)	Number of Employees	Average Pay	Region Rank
Cheektowaga	471	\$42,469	8
Cherry Creek	11	\$25,192	67
Clarence	156	\$39,617	13
Clarksville	5	\$35,751	22
Clymer	13	\$16,937	114
Colden	34	\$14,758	120
Coldspring	7	\$15,326	119
Collins	22	\$19,010	101
Concord	28	\$24,569	69
Conewango	5	\$24,388	70
Cuba	18	\$17,958	110
Dayton	15	\$10,728	124
Dunkirk	9	\$23,268	76
East Otto	10	\$25,203	65
Eden	74	\$18,513	104
Ellery	13	\$46,954	2
Ellicott	24	\$30,994	38
Ellicottville	19	\$36,742	19
Ellington	11	\$21,765	85
Elma	42	\$45,331	4
Evans	86	\$33,945	28
Farmersville	9	\$18,801	103
Franklinville	14	\$17,600	111
Freedom	14	\$21,240	90
French Creek	9	\$16,759	116
Friendship	17	\$25,336	63
Genesee	9	\$23,002	79
Gerry	12	\$26,048	57
Grand Island	161	\$33,919	29
Granger	6	\$27,502	47
Great Valley	17	\$19,546	95
Grove	8	\$21,907	83
Hamburg	207	\$42,705	7
Hanover	25	\$36,928	18
Harmony	11	\$18,414	106
Hartland	13	\$46,673	3
Hinsdale	10	\$28,037	45
Holland	29	\$19,486	97
Hume	10	\$30,234	43
Humphrey	7	\$19,253	100
Independence	7	\$31,652	37
Ischua	8	\$16,954	113
Kiantone	9	\$20,304	92
Lancaster	144	\$39,999	12
Leon	7	\$25,825	61
Lewiston	81	\$44,809	5
Little Valley	11	\$19,482	98
Lockport	52	\$44,485	6
Lyndon	6	\$22,554	81

Western New York (cont'd)	Number of Employees	Average Pay	Region Rank
Machias	12	\$21,441	88
Mansfield	9	\$26,460	52
Marilla	18	\$32,210	34
Mina	10	\$23,266	77
Napoli	9	\$21,539	86
New Albion	11	\$21,268	89
New Hudson	4	\$32,252	33
Newfane	42	\$36,585	20
Newstead	37	\$25,835	60
Niagara	51	\$34,278	27
North Collins	29	\$14,700	121
North Harmony	16	\$30,885	39
Olean	9	\$27,405	48
Orchard Park	145	\$38,034	16
Otto	10	\$21,780	84
Pendleton	29	\$32,661	30
Perrysburg	16	\$12,748	123
Persia	8	\$15,657	117
Poland	19	\$19,509	96
Pomfret	28	\$24,817	68
Porter	35	\$19,829	93
Portland	17	\$26,874	51
Portville	14	\$19,782	94
Randolph	28	\$19,269	99
Red House	3	\$3,270	125
Ripley	16	\$31,710	36
Royalton	33	\$31,892	35
Rushford	14	\$25,201	66
Salamanca	6	\$13,411	122
Sardinia	20	\$21,498	87
Scio	12	\$18,372	107
Sheridan	16	\$22,415	82
Sherman	8	\$23,073	78
Somerset	23	\$23,481	74
South Valley	4	\$26,416	53
Stockton	10	\$30,840	40
Tonawanda	586	\$38,609	14
Villanova	7	\$23,805	73
Wales	26	\$15,483	118
Ward	5	\$26,329	54
Wellsville	22	\$29,447	44
West Almond	5	\$24,142	71
West Seneca	241	\$41,304	10
Westfield	14	\$35,221	24
Wheatfield	76	\$32,423	32
Willing	5	\$41,405	9
Wilson	20	\$27,561	46
Wirt	10	\$18,311	109
Yorkshire	12	\$27,102	50

*Town-Villages are ranked among Towns.

What They Make 2018-19

Average Pay - Police - Towns



Police - Towns

Capital	<i>Number of Employees</i>	<i>Average Pay</i>	<i>Region Rank</i>
Bethlehem	38	\$101,245	1
Cairo	12	\$14,042	14
Coeymans	20	\$25,152	11
Colonie	113	\$97,438	4
East Greenbush	25	\$85,162	8
Germantown	1	\$859	19
Glenville	22	\$90,558	7
Green Island	21	\$20,432	12
Greenport	12	\$5,381	17
Guilderland	37	\$100,947	2
Hunter	10	\$16,129	13
Niskayuna	29	\$93,065	5
North Greenbush	21	\$64,831	9
Rotterdam	41	\$98,762	3
Schodack	15	\$51,556	10
Stillwater	14	\$13,961	15
Stockport	2	\$4,464	18
Waterford	9	\$90,630	6
Windham	8	\$13,889	16
Central New York	<i>Number of Employees</i>	<i>Average Pay</i>	<i>Region Rank</i>
Camillus	23	\$80,792	2
Cicero	19	\$70,026	4

Central New York (cont'd)	<i>Number of Employees</i>	<i>Average Pay</i>	<i>Region Rank</i>
De Witt	45	\$82,078	1
Geddes	17	\$68,349	5
Manlius	37	\$80,271	3
Finger Lakes	<i>Number of Employees</i>	<i>Average Pay</i>	<i>Region Rank</i>
Brighton (Monroe County)	41	\$97,979	3
East Rochester	12	\$78,778	8
Gates	31	\$98,821	2
Greece	99	\$104,986	1
Irondequoit	52	\$93,995	5
Macedon	7	\$46,558	10
Nunda	9	\$8,322	11
Ogden	11	\$97,531	4
Seneca Falls	19	\$61,751	9
Webster	35	\$85,406	7
Long Island	<i>Number of Employees</i>	<i>Average Pay</i>	<i>Region Rank</i>
East Hampton	68	\$131,370	4
Riverhead	91	\$129,521	5
Shelter Island	9	\$133,005	2
Southampton	109	\$132,704	3
Southold	50	\$135,307	1

What They Make 2018-19

Police - Towns (cont'd)

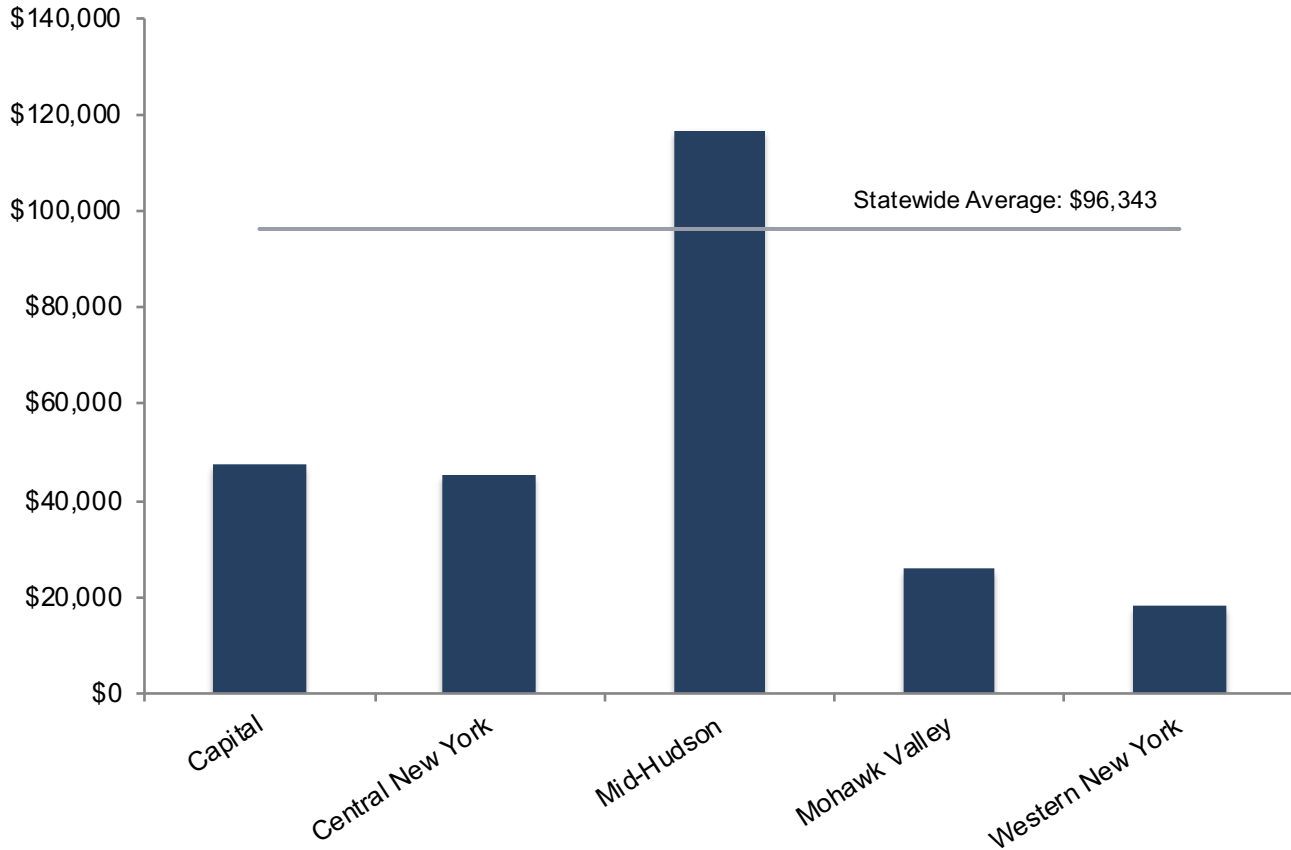
Mid-Hudson	<i>Number of Employees</i>	<i>Average Pay</i>	<i>Region Rank</i>
Bedford	39	\$124,179	13
Blooming Grove	16	\$68,629	31
Carmel	33	\$124,990	11
Chester (Orange County)	16	\$89,816	25
Clarkstown	160	\$181,432	1
Cornwall	15	\$63,702	34
Crawford	12	\$80,745	27
Deerpark	17	\$32,020	44
East Fishkill	28	\$104,623	20
Eastchester	49	\$115,291	18
Fallsburg	21	\$91,402	24
Fishkill	31	\$26,108	45
Goshen	12	\$75,652	29
Greenburgh	112	\$136,594	6
Harrison	67	\$116,676	16
Haverstraw	64	\$152,718	4
Highlands	19	\$16,790	50
Hyde Park	23	\$66,890	33
Kent	20	\$94,406	23
Lewisboro	7	\$70,424	30
Lloyd	25	\$43,944	38
Mamaroneck	38	\$124,671	12
Marlborough	24	\$37,633	40
Montgomery	20	\$77,896	28
Mount Hope	15	\$19,208	48
Mt Pleasant	43	\$134,381	8
New Castle	38	\$121,358	14
New Paltz	28	\$67,086	32
New Windsor	44	\$105,819	19
Newburgh	52	\$84,219	26
North Castle	32	\$131,237	10
North Salem	4	\$33,796	43
Olive	19	\$10,087	53
Orangetown	82	\$160,764	2
Pine Plains	4	\$11,412	52
Plattekill	21	\$17,467	49
Poughkeepsie	80	\$94,574	22
Pound Ridge	7	\$41,301	39
Ramapo	103	\$146,653	5
Rosendale	17	\$16,788	51
Saugerties	30	\$63,602	35
Scarsdale	45	\$132,832	9
Shandaken	11	\$20,220	47
Shawangunk	29	\$21,018	46
Somers	3	\$36,094	42
Stony Point	27	\$135,528	7
Tuxedo	7	\$153,639	3
Ulster	32	\$54,119	37

Mid-Hudson (cont'd)	<i>Number of Employees</i>	<i>Average Pay</i>	<i>Region Rank</i>
Wallkill	62	\$57,994	36
Warwick	35	\$104,232	21
Woodbury	21	\$115,757	17
Woodstock	22	\$36,588	41
Yorktown	56	\$119,046	15
Mohawk Valley	<i>Number of Employees</i>	<i>Average Pay</i>	<i>Region Rank</i>
Frankfort	15	\$11,099	5
Inlet	5	\$19,683	4
Kirkland	13	\$29,380	3
New Hartford	22	\$79,078	1
Webb	8	\$46,590	2
Whitestown	-	-	-
North Country	<i>Number of Employees</i>	<i>Average Pay</i>	<i>Region Rank</i>
Moriah	2	\$50,167	1
Norfolk	12	\$3,536	3
Ticonderoga	10	\$41,781	2
Southern Tier	<i>Number of Employees</i>	<i>Average Pay</i>	<i>Region Rank</i>
Cohocton	1	\$17,175	4
Colchester	7	\$21,829	3
New Berlin	4	\$24,751	2
Vestal	36	\$77,115	1
Western New York	<i>Number of Employees</i>	<i>Average Pay</i>	<i>Region Rank</i>
Amherst	152	\$108,467	1
Brant	12	\$8,691	16
Carroll	4	\$11,774	15
Cheektowaga	126	\$94,939	4
Cuba	11	\$24,847	12
Eden	12	\$20,989	14
Ellicott	18	\$53,203	9
Ellicottville	10	\$29,325	11
Evans	28	\$73,840	8
Friendship	6	\$8,198	17
Grand Island	16	\$6,980	18
Hamburg	64	\$104,400	3
Independence	1	\$6,825	19
Lancaster	48	\$87,141	7
Lewiston	20	\$38,000	10
Niagara	24	\$23,073	13
Orchard Park	33	\$106,951	2
Somerset	7	\$6,723	20
Tonawanda	102	\$91,876	6
West Seneca	67	\$94,921	5
Willing	2	\$2,989	21

*Town-Villages are ranked among Towns.

What They Make 2018-19

Average Pay - Fire - Towns



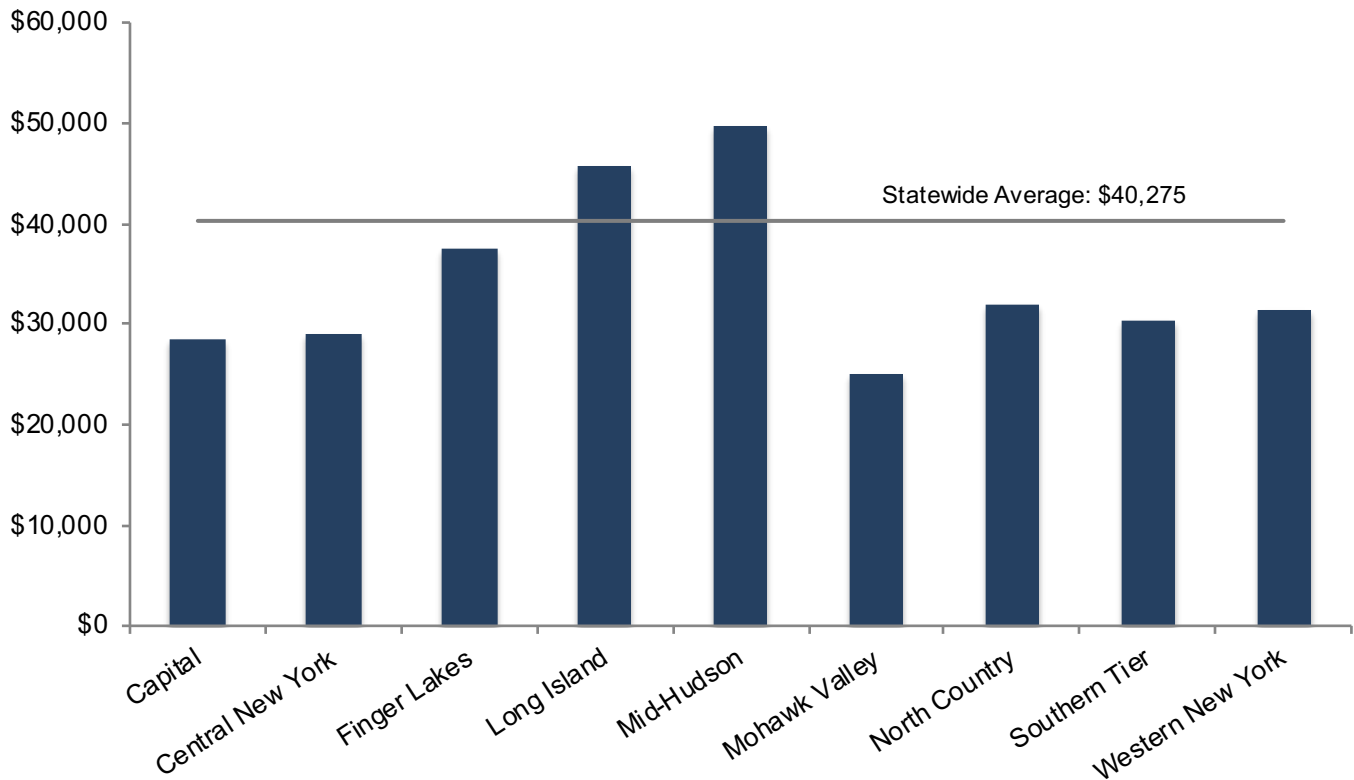
Fire - Towns			
<i>Capital</i>	<i>Number of Employees</i>	<i>Average Pay</i>	<i>Region Rank</i>
Green Island*	9	\$47,800	1
<i>Central New York</i>	<i>Number of Employees</i>	<i>Average Pay</i>	<i>Region Rank</i>
Tully	9	\$45,477	1
<i>Long Island</i>	<i>Number of Employees</i>	<i>Average Pay</i>	<i>Region Rank</i>
Setauket	10	8,617	1
<i>Mid-Hudson</i>	<i>Number of Employees</i>	<i>Average Pay</i>	<i>Region Rank</i>
Harrison*	10	\$182,885	1
Mamaroneck	14	\$108,962	3
Pound Ridge	3	\$41,200	4
Scarsdale*	46	\$111,343	2

<i>Mid-Hudson (cont'd)</i>	<i>Number of Employees</i>	<i>Average Pay</i>	<i>Region Rank</i>
Wallkill	1	\$18,411	5
<i>Mohawk Valley</i>	<i>Number of Employees</i>	<i>Average Pay</i>	<i>Region Rank</i>
Kirkland	2	\$21,797	2
New Hartford	2	\$29,863	1
<i>Western New York</i>	<i>Number of Employees</i>	<i>Average Pay</i>	<i>Region Rank</i>
Grand Island	1	\$6,566	2
Lewiston	3	\$22,281	1

*Town-Villages are ranked among Towns.

What They Make 2018-19

Average Pay - General Employees - Villages



General Employees - Villages

Capital	<i>Number of Employees</i>	<i>Average Pay</i>	<i>Region Rank</i>
Altamont	18	\$23,512	25
Athens	8	\$27,760	19
Ballston Spa	25	\$36,450	7
Cambridge	11	\$15,438	33
Castleton-On-Hudson	20	\$21,104	28
Catskill	34	\$43,391	2
Chatham	4	\$40,245	3
Colonie	54	\$31,809	14
Corinth	25	\$29,778	17
Coxsackie	27	\$25,962	21
Delanson	2	\$12,100	34
Fort Ann	1	\$45,077	1
Fort Edward	17	\$31,385	15
Granville	16	\$33,040	11
Greenwich	12	\$27,813	18
Hoosick Falls	21	\$26,475	20
Hudson Falls	21	\$37,841	6
Hunter	9	\$17,883	30
Kinderhook	9	\$18,977	29
Lake George	54	\$21,760	27
Menands	45	\$24,426	24
Nassau	9	\$16,738	31
Philmont	8	\$39,884	4
Ravena	24	\$32,751	12

Capital (cont'd)	<i>Number of Employees</i>	<i>Average Pay</i>	<i>Region Rank</i>
Round Lake	8	\$34,036	10
Schuylerville	20	\$15,896	32
Scotia	36	\$38,413	5
South Glens Falls	17	\$32,108	13
Stillwater	11	\$24,562	23
Tannersville	5	\$30,246	16
Valatie	6	\$34,190	9
Victory	4	\$34,660	8
Voorheesville	19	\$21,840	26
Waterford	6	\$4,663	35
Whitehall	20	\$25,367	22

Central New York	<i>Number of Employees</i>	<i>Average Pay</i>	<i>Region Rank</i>
Aurora	5	\$25,553	24
Baldwinsville	36	\$36,525	6
Camillus	6	\$27,169	19
Canastota	28	\$21,393	30
Cato	3	\$26,759	21
Cayuga	12	\$13,298	36
Cazenovia	24	\$27,271	17
Central Square	9	\$29,121	14
Chittenango	16	\$29,049	15
Cleveland	5	\$30,368	12
Deruyter	5	\$6,762	38

What They Make 2018-19

General Employees - Villages (cont'd)

Central New York (cont'd)	<i>Number of Employees</i>	<i>Average Pay</i>	<i>Region Rank</i>
East Syracuse	34	\$22,992	26
Elbridge	5	\$20,930	31
Fair Haven	14	\$27,393	16
Fayetteville	26	\$31,578	11
Hamilton	46	\$35,776	7
Homer	31	\$22,023	28
Jordan	7	\$26,510	22
Lacona	4	\$5,045	39
Liverpool	14	\$32,768	10
Manlius	49	\$16,792	34
Marathon	9	\$52,087	1
Marcellus	10	\$33,274	9
Mcgraw	10	\$22,460	27
Mexico	11	\$40,779	3
Minoa	30	\$30,361	13
Moravia	9	\$34,491	8
Morrisville	6	\$27,046	20
North Syracuse	33	\$21,418	29
Parish	1	\$8,000	37
Phoenix	12	\$36,827	5
Port Byron	12	\$16,814	33
Pulaski	17	\$26,289	23
Sandy Creek	2	\$15,133	35
Skaneateles	19	\$40,333	4
Solvay	61	\$46,374	2
Tully	7	\$27,183	18
Union Springs	10	\$25,450	25
Weedsport	17	\$17,865	32
Finger Lakes	<i>Number of Employees</i>	<i>Average Pay</i>	<i>Region Rank</i>
Albion	37	\$42,537	18
Alexander	3	\$27,484	39
Arcade	30	\$58,115	1
Attica	36	\$20,370	47
Avon	20	\$35,107	25
Bergen	9	\$51,870	6
Bloomfield	9	\$32,386	29
Brockport	38	\$39,349	22
Caledonia	21	\$16,960	52
Castile	6	\$44,977	14
Churchville	17	\$45,993	8
Clifton Springs	12	\$34,003	26
Clyde	16	\$23,809	42
Corfu	9	\$9,691	55
Dansville	23	\$40,278	20
Dresden	4	\$23,542	43
Dundee	14	\$22,888	45
Elba	4	\$19,732	49
Fairport	69	\$57,468	3
Geneseo	21	\$41,755	19
Hilton	26	\$45,194	13
Holley	16	\$30,734	31
Honeoye Falls	37	\$23,071	44
Interlaken	7	\$20,346	48
Le Roy	14	\$44,608	16
Leicester	2	\$12,280	54
Lima	9	\$39,845	21

Finger Lakes (cont'd)	<i>Number of Employees</i>	<i>Average Pay</i>	<i>Region Rank</i>
Livonia	9	\$18,830	50
Lyndonville	7	\$29,447	33
Manchester	8	\$44,795	15
Medina	20	\$45,549	11
Mount Morris	12	\$47,762	7
Naples	22	\$14,839	53
Newark	35	\$55,373	5
Nunda	9	\$30,563	32
Oakfield	9	\$27,885	36
Ovid	3	\$45,198	12
Palmyra	13	\$35,659	24
Penn Yan	23	\$33,847	27
Perry	22	\$37,654	23
Phelps	14	\$28,172	35
Pittsford	18	\$24,274	40
Rushville	5	\$27,807	38
Scottsville	13	\$20,543	46
Shortsville	6	\$45,951	9
Silver Springs	8	\$28,590	34
Sodus	14	\$24,244	41
Sodus Point	14	\$32,047	30
Spencerport	22	\$56,993	4
Victor	17	\$45,788	10
Warsaw	26	\$33,142	28
Waterloo	28	\$43,150	17
Webster	17	\$57,680	2
Wolcott	13	\$27,853	37
Wyoming	2	\$18,782	51
Long Island	<i>Number of Employees</i>	<i>Average Pay</i>	<i>Region Rank</i>
Amityville	71	\$33,483	64
Asharoken	3	\$34,465	62
Babylon	88	\$33,205	66
Baxter Estates	3	\$41,719	47
Bayville	44	\$34,955	60
Bellerose	4	\$34,060	63
Bellport	38	\$38,280	54
Brightwaters	22	\$27,547	79
Brookville	8	\$79,022	5
Cedarhurst	32	\$50,414	32
Centre Island	3	\$42,875	44
Cove Neck	1	\$57,108	19
Dering Harbor	-	-	-
East Hampton	102	\$50,643	31
East Hills	64	\$42,092	46
East Rockaway	57	\$47,143	38
East Williston	15	\$26,089	80
Farmingdale	46	\$35,979	59
Floral Park	190	\$32,698	68
Flower Hill	10	\$70,592	7
Freeport	337	\$54,087	23
Garden City	254	\$53,638	24
Great Neck	34	\$67,885	8
Great Neck Estates	25	\$50,972	30
Great Neck Plaza	30	\$40,491	49
Greenport	42	\$44,796	42

What They Make 2018-19

General Employees - Villages (cont'd)

Long Island (cont'd)	Number of Employees	Average Pay	Region Rank
Head Of The Harbor	12	\$29,923	75
Hempstead	267	\$60,661	11
Hewlett Bay Park	5	\$23,559	84
Hewlett Harbor	3	\$84,100	4
Hewlett Neck	4	\$19,694	85
Huntington Bay	5	\$39,272	52
Island Park	32	\$32,676	69
Islandia	24	\$29,359	77
Kensington	3	\$44,912	41
Kings Point	17	\$93,604	1
Lake Grove	23	\$52,177	25
Lake Success	46	\$64,049	9
Lattingtown	5	\$58,429	14
Laurel Hollow	7	\$51,725	27
Lawrence	31	\$59,829	13
Lindenhurst	143	\$25,505	81
Lloyd Harbor	19	\$55,207	21
Lynbrook	158	\$49,760	33
Malverne	52	\$57,214	17
Manorhaven	11	\$60,141	12
Massapequa Park	47	\$38,759	53
Mill Neck	7	\$40,611	48
Mineola	132	\$51,385	28
Munsey Park	5	\$35,981	58
Muttontown	7	\$39,288	51
New Hyde Park	61	\$34,755	61
Nissequogue	8	\$28,833	78
North Haven	6	\$37,799	55
North Hills	12	\$57,252	16
Northport	59	\$54,900	22
Ocean Beach	56	\$25,342	82
Old Brookville	9	\$71,618	6
Old Westbury	35	\$62,252	10
Patchogue	143	\$31,235	72
Plandome	6	\$57,156	18
Port Jefferson	106	\$32,972	67
Port Washington North	6	\$42,491	45
Quogue	27	\$37,327	56
Rockville Centre	232	\$55,398	20
Roslyn	22	\$46,677	39
Roslyn Estates	7	\$49,543	35
Roslyn Harbor	3	\$49,555	34
Russell Gardens	8	\$57,448	15
Saddle Rock	2	\$30,949	74
Sag Harbor	53	\$31,204	73
Sagaponack	3	\$51,805	26
Saltaire	37	\$24,923	83
Sands Point	12	\$88,631	3
Sea Cliff	31	\$48,599	36
South Floral Park	3	\$32,640	70
Southampton	129	\$51,253	29
Stewart Manor	16	\$32,523	71
The Branch	7	\$13,619	86
Thomaston	4	\$90,375	2
Upper Brookville	6	\$48,197	37
Valley Stream	310	\$46,074	40

Long Island (cont'd)	Number of Employees	Average Pay	Region Rank
West Hampton Dunes	14	\$44,037	43
Westbury	66	\$36,258	57
Westhampton Beach	52	\$29,634	76
Williston Park	57	\$40,113	50
Woodsburgh	4	\$33,339	65
Mid-Hudson	Number of Employees	Average Pay	Region Rank
Airmont	13	\$41,215	45
Ardsley	43	\$65,020	10
Bloomington	4	\$11,359	76
Brewster	14	\$40,231	48
Briarcliff Manor	73	\$61,803	12
Bronxville	53	\$58,524	15
Buchanan	32	\$40,944	46
Chester	19	\$56,787	19
Chestnut Ridge	8	\$30,926	61
Cold Spring	20	\$30,037	63
Cornwall	31	\$44,081	32
Croton-On-Hudson	90	\$55,938	20
Dobbs Ferry	53	\$65,648	8
Ellenville	32	\$39,031	51
Elmsford	47	\$60,209	14
Fishkill	15	\$45,776	29
Florida	25	\$26,937	67
Goshen	52	\$40,141	49
Grand View-on-Hudson	2	\$43,979	33
Greenwood Lake	13	\$26,062	69
Harriman	17	\$48,430	27
Hastings-On-Hudson	73	\$38,805	35
Haverstraw	61	\$37,958	52
Highland Falls	25	\$42,855	40
Hillburn	14	\$28,636	66
Irvington	94	\$43,535	36
Jeffersonville	4	\$18,810	74
Kaser	6	\$31,953	58
Kiryas Joel	30	\$87,148	1
Larchmont	75	\$49,599	25
Liberty	33	\$40,450	47
Mamaroneck	124	\$58,516	16
Maybrook	17	\$29,787	64
Millbrook	6	\$48,063	28
Millerton	11	\$22,204	72
Monroe	43	\$45,617	30
Montebello	11	\$26,594	68
Montgomery	38	\$28,920	65
Monticello	56	\$43,214	37
Nelsonville	3	\$14,176	75
New Hempstead	6	\$31,818	59
New Paltz	25	\$39,120	50
New Square	3	\$77,979	2
Nyack	51	\$58,288	17
Ossining	139	\$68,859	7
Otisville	8	\$43,142	38
Pawling	11	\$35,279	56
Pelham	29	\$49,024	26
Pelham Manor	20	\$71,421	4

What They Make 2018-19

General Employees - Villages (cont'd)

Mid-Hudson (cont'd)	<i>Number of Employees</i>	<i>Average Pay</i>	<i>Region Rank</i>
Piermont	17	\$52,415	23
Pleasantville	78	\$45,116	31
Pomona	7	\$31,138	60
Port Chester	132	\$62,397	11
Red Hook	14	\$23,906	71
Rhinebeck	22	\$42,177	41
Rye Brook	40	\$73,204	3
Saugerties	33	\$41,624	44
Sleepy Hollow	60	\$68,913	6
Sloatsburg	22	\$42,955	39
South Blooming Grove	5	\$30,628	62
South Nyack	14	\$35,944	54
Spring Valley	100	\$41,728	42
Suffern	80	\$41,673	43
Tarrytown	83	\$61,661	13
Tivoli	7	\$32,918	57
Tuckahoe	44	\$57,747	18
Tuxedo Park	12	\$65,487	9
Upper Nyack	7	\$53,592	21
Walden	91	\$21,989	73
Wappingers Falls	37	\$35,568	55
Warwick	33	\$43,826	34
Washingtonville	14	\$53,573	22
Wesley Hills	13	\$24,191	70
West Haverstraw	39	\$50,137	24
Woodbury	34	\$71,134	5
Woodridge	18	\$37,722	53
Mohawk Valley	<i>Number of Employees</i>	<i>Average Pay</i>	<i>Region Rank</i>
Boonville	29	\$36,715	4
Broadalbin	7	\$26,025	11
Camden	15	\$19,427	26
Canajoharie	14	\$30,828	8
Clayville	3	\$24,197	16
Clinton	10	\$31,138	7
Cobleskill	29	\$20,355	25
Dolgeville	17	\$25,591	14
Fonda	8	\$21,583	23
Fort Plain	16	\$23,223	19
Frankfort	17	\$39,555	2
Fultonville	7	\$23,388	18
Hagaman	1	\$38,400	3
Herkimer	34	\$33,107	6
Ilion	48	\$36,536	5
Mayfield	11	\$14,516	35
Middleburgh	13	\$17,596	29
Middleville	4	\$7,687	37
Mohawk	12	\$17,370	30
Nelliston	2	\$21,939	22
New Hartford	18	\$18,093	28
New York Mills	23	\$16,483	31
Northville	13	\$25,633	13
Oriskany	6	\$23,420	17
Oriskany Falls	7	\$15,611	33
Palatine Bridge	5	\$20,482	24
Richmondville	18	\$23,147	20
Schoharie	13	\$15,680	32

Mohawk Valley (cont'd)	<i>Number of Employees</i>	<i>Average Pay</i>	<i>Region Rank</i>
Sharon Springs	6	\$18,613	27
Speculator	14	\$27,444	9
St. Johnsville	22	\$13,987	36
Sylvan Beach	13	\$40,020	1
Vernon	7	\$26,963	10
Waterville	14	\$25,713	12
West Winfield	7	\$25,411	15
Whitesboro	24	\$15,305	34
Yorkville	14	\$22,164	21
North Country	<i>Number of Employees</i>	<i>Average Pay</i>	<i>Region Rank</i>
Adams	11	\$34,864	11
Alexandria Bay	12	\$26,603	24
Antwerp	4	\$21,726	29
Black River	10	\$29,327	21
Brownville	8	\$24,029	27
Brushton	3	\$1,951	39
Canton	33	\$39,172	5
Cape Vincent	8	\$36,341	8
Carthage	18	\$44,792	2
Castorland	1	\$31,589	16
Champlain	8	\$35,576	9
Chateaugay	11	\$16,397	33
Chaumont	5	\$37,862	7
Clayton	25	\$25,697	26
Copenhagen	4	\$16,601	32
Dannemora	56	\$9,390	37
Deferiet	6	\$15,538	34
Dexter	6	\$30,011	20
Evans Mills	7	\$14,920	36
Glen Park	5	\$31,886	15
Gouverneur	31	\$31,282	17
Harrisville	3	\$22,216	28
Heuvelton	11	\$15,234	35
Lake Placid	57	\$54,171	1
Lowville	30	\$19,474	30
Malone	37	\$31,036	18
Mannsville	1	\$1,200	40
Massena	95	\$33,167	12
Morristown	4	\$30,823	19
Norwood	10	\$32,059	14
Philadelphia	11	\$28,050	23
Potsdam	47	\$43,293	3
Rensselaer Falls	3	\$4,359	38
Rouses Point	27	\$37,938	6
Sackets Harbor	12	\$17,774	31
Saranac Lake	56	\$35,318	10
Theresa	10	\$25,782	25
Tupper Lake	45	\$40,114	4
Waddington	6	\$29,062	22
West Carthage	15	\$32,479	13
Southern Tier	<i>Number of Employees</i>	<i>Average Pay</i>	<i>Region Rank</i>
Addison	7	\$42,019	4
Afton	4	\$31,202	22
Arkport	9	\$10,975	56
Avoca	7	\$20,069	41

What They Make 2018-19

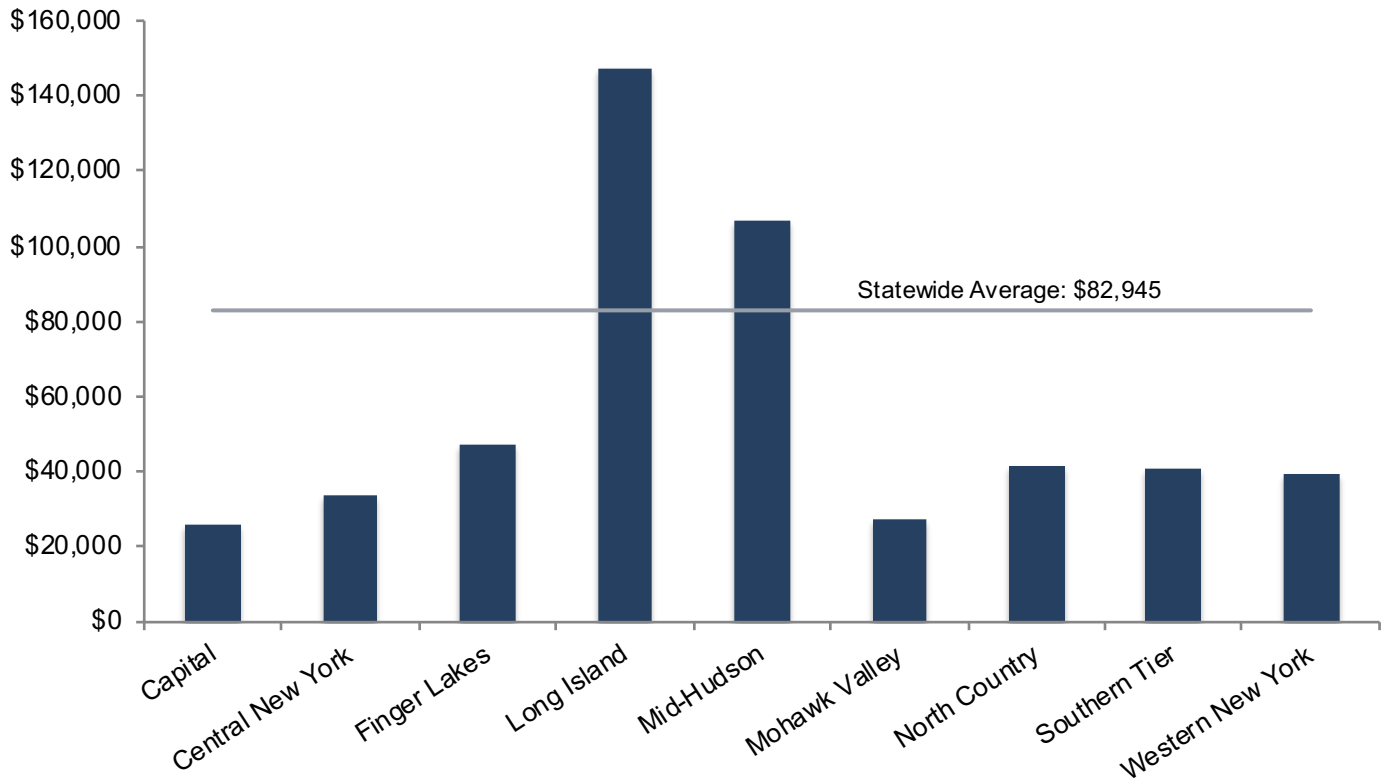
General Employees - Villages (cont'd)

Southern Tier (cont'd)	Number of Employees	Average Pay	Region Rank
Bainbridge	8	\$33,890	17
Bath	20	\$33,657	18
Burdett	2	\$7,664	58
Candor	4	\$13,744	54
Canisteo	13	\$28,941	26
Cayuga Heights	22	\$40,480	9
Cherry Valley	6	\$12,795	55
Cohocton	6	\$23,481	35
Cooperstown	28	\$29,406	25
Delhi	17	\$39,149	11
Deposit	20	\$23,201	36
Dryden	8	\$42,441	3
Earlville	4	\$25,520	32
Elmira Heights	14	\$18,537	45
Endicott	95	\$45,698	2
Fleischmanns	3	\$15,105	53
Freeville	5	\$19,263	44
Gilbertsville	1	\$41,006	8
Greene	14	\$41,900	5
Groton	34	\$24,823	33
Hammondsport	5	\$27,850	28
Hancock	14	\$21,941	38
Hobart	7	\$33,130	20
Horseheads	25	\$31,441	21
Johnson City	88	\$31,126	23
Lansing	9	\$39,056	12
Margaretville	9	\$20,171	39
Milford	4	\$20,149	40
Montour Falls	13	\$33,332	19
Morris	2	\$49,969	1
New Berlin	18	\$16,882	51
Newark Valley	13	\$17,707	46
North Hornell	6	\$17,458	48
Odessa	4	\$17,023	50
Otego	7	\$20,056	42
Owego	19	\$37,697	14
Oxford	11	\$27,860	27
Painted Post	15	\$38,683	13
Port Dickinson	10	\$17,436	49
Richfield Springs	13	\$22,735	37
Riverside	4	\$15,452	52
Savona	5	\$9,416	57
Sherburne	28	\$27,735	29
Sidney	31	\$26,582	30
South Corning	7	\$39,590	10
Stamford	14	\$19,461	43
Trumansburg	20	\$35,631	16
Unadilla	5	\$41,056	7
Walton	20	\$26,114	31
Watkins Glen	40	\$30,866	24
Waverly	17	\$36,294	15
Wayland	12	\$24,487	34
Whitney Point	11	\$17,592	47
Windsor	4	\$41,828	6

Western New York	Number of Employees	Average Pay	Region Rank
Akron	24	\$40,164	6
Alden	23	\$43,494	4
Alfred	12	\$25,471	29
Allegany	14	\$29,851	20
Andover	9	\$15,697	42
Angelica	14	\$25,176	30
Angola	17	\$26,755	26
Barker	5	\$19,060	40
Belmont	8	\$31,620	16
Blasdell	16	\$27,105	24
Bolivar	8	\$25,860	27
Brocton	17	\$31,122	18
Cassadaga	8	\$12,512	46
Cattaraugus	8	\$21,497	36
Celoron	8	\$15,898	41
Cherry Creek	-	-	-
Cuba	15	\$25,714	28
Delevan	6	\$13,764	44
Depew	83	\$30,248	19
East Aurora	40	\$39,300	7
Ellicottville	11	\$44,142	2
Falconer	16	\$23,897	34
Farnham	6	\$14,651	43
Franklinville	12	\$24,650	31
Fredonia	49	\$33,412	12
Gowanda	26	\$24,076	33
Hamburg	76	\$29,035	21
Kenmore	85	\$37,307	9
Lakewood	10	\$47,979	1
Lancaster	41	\$41,224	5
Lewiston	28	\$24,615	32
Little Valley	21	\$32,630	15
Mayville	28	\$22,516	35
Middleport	11	\$26,865	25
North Collins	10	\$20,955	37
Orchard Park	18	\$28,797	22
Portville	4	\$37,124	10
Richburg	1	\$1,800	48
Sherman	11	\$20,068	38
Silver Creek	19	\$27,356	23
Sinclairville	7	\$10,267	47
Sloan	15	\$19,774	39
South Dayton	8	\$13,196	45
Springville	52	\$35,283	11
Wellsville	49	\$37,365	8
Westfield	39	\$43,701	3
Williamsville	28	\$31,212	17
Wilson	8	\$33,120	14
Youngstown	9	\$33,393	13

What They Make 2018-19

Average Pay - Police - Villages



Police - Villages

Capital	<i>Number of Employees</i>	<i>Average Pay</i>	<i>Region Rank</i>
Altamont	10	\$12,836	14
Athens	13	\$5,933	17
Ballston Spa	15	\$31,725	6
Cambridge	14	\$13,284	12
Catskill	11	\$63,924	2
Chatham	11	\$3,698	18
Coxsackie	15	\$13,297	11
Fort Edward	15	\$22,283	7
Galway	2	\$1,561	19
Granville	16	\$20,590	8
Greenwich	11	\$7,469	15
Hoosick Falls	19	\$13,147	13
Hudson Falls	21	\$39,151	5
Menands	15	\$61,675	3
Nassau	4	\$13,848	10
Philmont	13	\$6,555	16
Scotia	13	\$78,484	1
South Glens Falls	10	\$39,868	4
Whitehall	16	\$15,356	9
Central New York	<i>Number of Employees</i>	<i>Average Pay</i>	<i>Region Rank</i>
Baldwinsville	13	\$72,353	2
Canastota	13	\$32,446	7
Cazenovia	11	\$26,494	9

Central New York (cont'd)	<i>Number of Employees</i>	<i>Average Pay</i>	<i>Region Rank</i>
Central Square	6	\$13,278	12
Chittenango	11	\$21,597	10
Fayetteville	1	\$65,112	3
Hamilton	10	\$36,307	6
Homer	7	\$29,992	8
Jordan	4	\$6,636	17
Liverpool	8	\$36,388	5
Marcellus	5	\$7,200	15
Moravia	3	\$7,140	16
North Syracuse	15	\$52,014	4
Phoenix	16	\$10,366	14
Port Byron	4	\$2,975	19
Pulaski	8	\$10,720	13
Skaneateles	9	\$16,961	11
Solvay	16	\$95,887	1
Weedsport	10	\$4,696	18
Finger Lakes	<i>Number of Employees</i>	<i>Average Pay</i>	<i>Region Rank</i>
Albion	12	\$83,291	4
Arcade	11	\$43,871	12
Attica	12	\$20,851	19
Avon	6	\$58,769	8
Brockport	15	\$92,170	2
Caledonia	4	\$36,080	15

What They Make 2018-19

Police - Villages (cont'd)

<i>Finger Lakes (cont'd)</i>	<i>Number of Employees</i>	<i>Average Pay</i>	<i>Region Rank</i>
Clifton Springs	2	\$44,662	11
Clyde	11	\$4,536	26
Corfu	8	\$7,359	25
Dansville	9	\$42,302	13
Fairport	10	\$87,145	3
Geneseo	11	\$57,827	9
Holley	12	\$13,101	21
Interlaken	6	\$11,371	22
Le Roy	17	\$36,355	14
Medina	13	\$64,950	6
Mount Morris	12	\$24,057	18
Newark	14	\$97,100	1
Palmyra	5	\$68,360	5
Penn Yan	15	\$63,441	7
Perry	8	\$31,480	16
Phelps	3	\$7,912	24
Sodus	2	\$13,402	20
Sodus Point	-	-	-
Warsaw	14	\$28,280	17
Waterloo	15	\$47,130	10
Wolcott	3	\$9,588	23
<i>Long Island</i>	<i>Number of Employees</i>	<i>Average Pay</i>	<i>Region Rank</i>
Amityville	23	\$166,833	11
Asharoken	9	\$58,268	27
Centre Island	7	\$180,316	5
East Hampton	27	\$142,414	21
Floral Park	31	\$176,414	7
Freeport	97	\$172,842	8
Garden City	54	\$145,373	20
Great Neck Estates	13	\$164,232	13
Head Of The Harbor	18	\$14,056	31
Hempstead	122	\$157,808	17
Huntington Bay	11	\$54,508	28
Kensington	6	\$165,802	12
Kings Point	19	\$254,581	1
Lake Success	24	\$182,633	4
Lloyd Harbor	10	\$169,527	10
Lynbrook	48	\$170,957	9
Malverne	22	\$162,445	14
Muttontown	13	\$103,986	23
Nissequogue	22	\$19,171	30
Northport	20	\$177,304	6
Ocean Beach	20	\$31,377	29
Old Brookville	25	\$138,194	22
Old Westbury	25	\$208,369	2
Oyster Bay Cove	14	\$183,043	3
Port Washington*	58	\$160,510	16
Quogue	22	\$98,966	24
Rockville Centre	54	\$149,530	18
Sag Harbor	17	\$81,272	26
Sands Point	20	\$162,080	15
Southampton	33	\$148,456	19
Westhampton Beach	19	\$90,039	25
<i>Mid-Hudson</i>	<i>Number of Employees</i>	<i>Average Pay</i>	<i>Region Rank</i>
Ardley	19	\$148,623	4

<i>Mid-Hudson (cont'd)</i>	<i>Number of Employees</i>	<i>Average Pay</i>	<i>Region Rank</i>
Brewster	4	\$13,391	47
Briarcliff Manor	21	\$130,606	17
Bronxville	21	\$156,923	2
Buchanan	5	\$142,552	8
Chester	18	\$79,101	28
Cold Spring	8	\$25,031	42
Cornwall	10	\$32,956	37
Croton-On-Hudson	20	\$142,489	9
Dobbs Ferry	26	\$118,635	23
Ellenville	28	\$31,842	38
Elmsford	22	\$120,391	22
Fishkill	11	\$16,375	46
Florida	7	\$19,873	45
Goshen	27	\$74,940	31
Greenwood Lake	18	\$45,795	33
Harriman	8	\$75,794	30
Hastings-On-Hudson	20	\$136,586	14
Highland Falls	18	\$39,113	35
Irvington	21	\$180,951	1
Larchmont	26	\$123,681	21
Liberty	17	\$77,023	29
Mamaroneck	50	\$130,646	16
Maybrook	11	\$30,061	40
Millbrook	3	\$26,377	41
Millerton	7	\$8,257	49
Monroe	18	\$97,808	25
Montgomery	15	\$35,913	36
Monticello	22	\$85,970	27
Ossining	56	\$143,084	7
Pelham	27	\$123,820	20
Pelham Manor	29	\$116,935	24
Piermont	8	\$140,953	10
Pleasantville	22	\$134,605	15
Port Chester	63	\$137,797	12
Red Hook	10	\$31,405	39
Rhinebeck	11	\$20,758	44
Rye Brook	25	\$129,723	18
Sleepy Hollow	27	\$136,696	13
South Nyack	6	\$155,113	3
Spring Valley	54	\$129,094	19
Suffern	25	\$143,097	6
Tarrytown	32	\$145,332	5
Tuckahoe	23	\$137,798	11
Tuxedo Park	11	\$43,222	34
Walden	21	\$63,332	32
Wappingers Falls	21	\$23,370	43
Washingtonville	15	\$87,774	26
Woodridge	1	\$13,000	48
<i>Mohawk Valley</i>	<i>Number of Employees</i>	<i>Average Pay</i>	<i>Region Rank</i>
Boonville	8	\$17,783	11
Broadalbin	6	\$2,703	19
Camden	8	\$20,888	7
Canajoharie	15	\$18,642	8
Cobleskill	13	\$62,176	2
Dolgeville	16	\$14,993	13
Fort Plain	14	\$18,315	10

What They Make 2018-19

Police - Villages (cont'd)

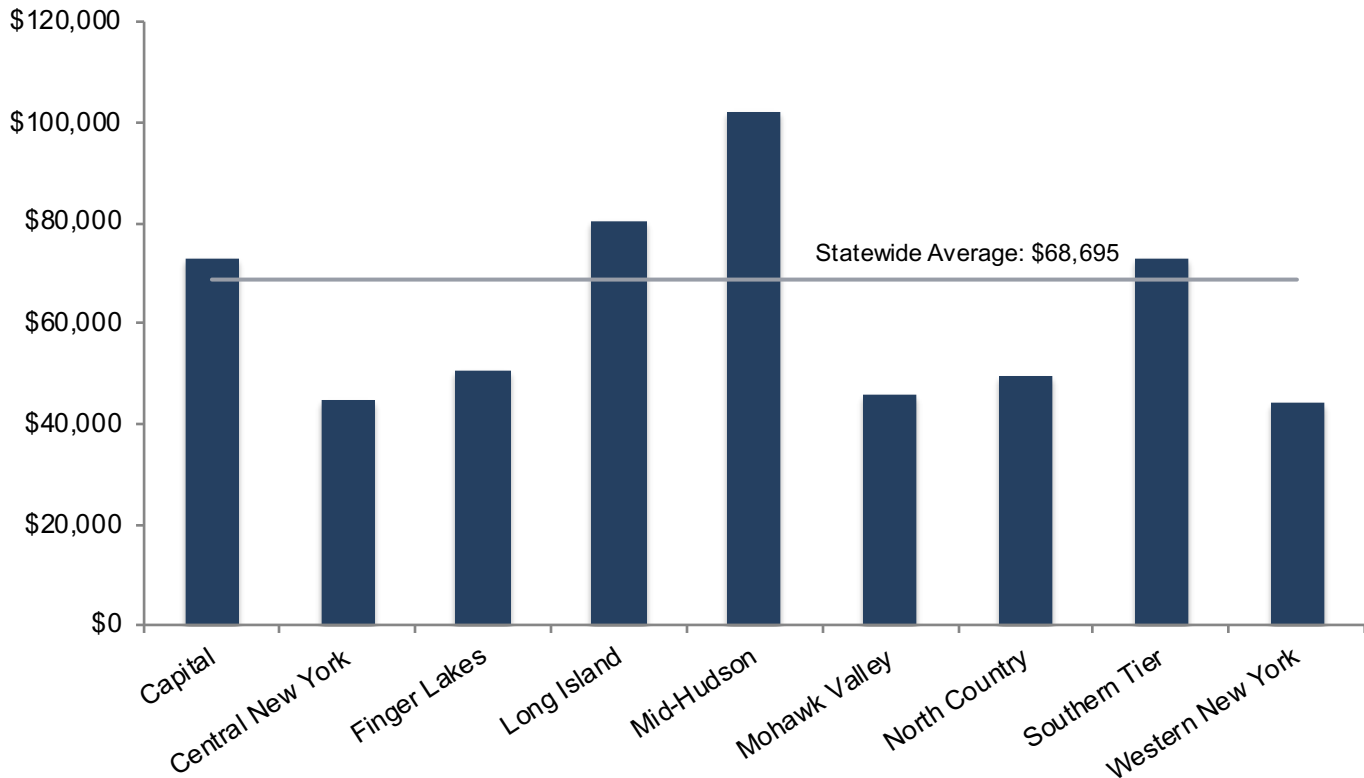
Frankfort	20	\$13,879	14
Mohawk Valley (cont'd)	Number of Employees	Average Pay	Region Rank
Herkimer	22	\$54,902	3
Ilion	19	\$67,705	1
Mohawk	13	\$18,442	9
New York Mills	11	\$22,994	6
Northville	7	\$4,403	17
Oriskany	9	\$8,653	16
Schoharie	4	\$3,254	18
St. Johnsville	19	\$9,484	15
Vernon	8	\$16,853	12
Whitesboro	11	\$43,467	4
Yorkville	9	\$28,414	5
North Country	Number of Employees	Average Pay	Region Rank
Adams	4	\$10,030	13
Alexandria Bay	12	\$11,586	12
Antwerp	4	\$5,644	19
Black River	1	\$3,925	21
Canton	14	\$60,556	4
Cape Vincent	6	\$6,041	18
Carthage	7	\$38,849	9
Clayton	7	\$28,813	10
Dexter	1	\$6,933	17
Gouverneur	6	\$73,631	1
Lake Placid	14	\$59,006	5
Lowville	13	\$24,545	11
Malone	14	\$57,912	6
Massena	21	\$67,014	3
Norwood	3	\$7,301	16
Philadelphia	2	\$7,444	15
Potsdam	13	\$67,751	2
Sackets Harbor	5	\$4,947	20
Saranac Lake	13	\$44,670	8
Theresa	3	\$3,757	22
Tupper Lake	8	\$54,734	7
West Carthage	7	\$7,548	14
Southern Tier	Number of Employees	Average Pay	Region Rank
Addison	4	\$45,228	9
Afton	4	\$3,533	31
Bainbridge	3	\$7,194	27
Bath	18	\$49,695	8
Candor	1	\$19,615	20
Canisteo	5	\$32,676	12
Cayuga Heights	14	\$44,739	10
Cooperstown	6	\$26,002	14
Delhi	10	\$31,149	13
Deposit	7	\$6,683	28

Southern Tier (cont'd)	Number of Employees	Average Pay	Region Rank
Dryden	15	\$21,716	17
Elmira Heights	8	\$63,304	4
Endicott	29	\$76,951	2
Greene	6	\$19,291	21
Groton	13	\$10,504	25
Hancock	8	\$16,927	23
Horseheads	9	\$60,133	5
Johnson City	39	\$80,838	1
North Hornell	2	\$3,614	30
Owego	5	\$34,249	11
Oxford	7	\$25,415	15
Painted Post	5	\$21,318	18
Port Dickinson	4	\$25,216	16
Sherburne	6	\$7,231	26
Sidney	6	\$64,811	3
Spencer	1	\$21,120	19
Trumansburg	11	\$6,020	29
Walton	17	\$17,782	22
Watkins Glen	15	\$15,801	24
Waverly	15	\$51,542	7
Wayland	1	\$56,664	6
Western New York	Number of Employees	Average Pay	Region Rank
Akron	11	\$12,082	12
Alfred	14	\$28,126	10
Allegany	13	\$13,656	11
Andover	9	\$1,678	25
Angelica	5	\$3,619	22
Barker	6	\$2,276	24
Belmont	2	\$2,782	23
Blasdell	27	\$8,569	16
Bolivar	5	\$11,078	13
Cattaraugus	5	\$5,305	19
Depew	29	\$89,371	1
East Aurora	16	\$86,885	3
Franklinville	11	\$8,775	15
Fredonia	19	\$65,020	5
Gowanda	17	\$8,180	17
Hamburg	14	\$88,571	2
Kenmore	27	\$85,543	4
Lakewood	19	\$48,005	6
Middleport	8	\$31,554	8
North Collins	4	\$5,319	18
Portville	4	\$3,961	20
Springville	9	\$8,783	14
Wellsville	16	\$46,573	7
Westfield	12	\$31,417	9
Youngstown	18	\$3,883	21

*Port Washington is a Police District as well as a Hamlet

What They Make 2018-19

Average Pay - Fire - Villages



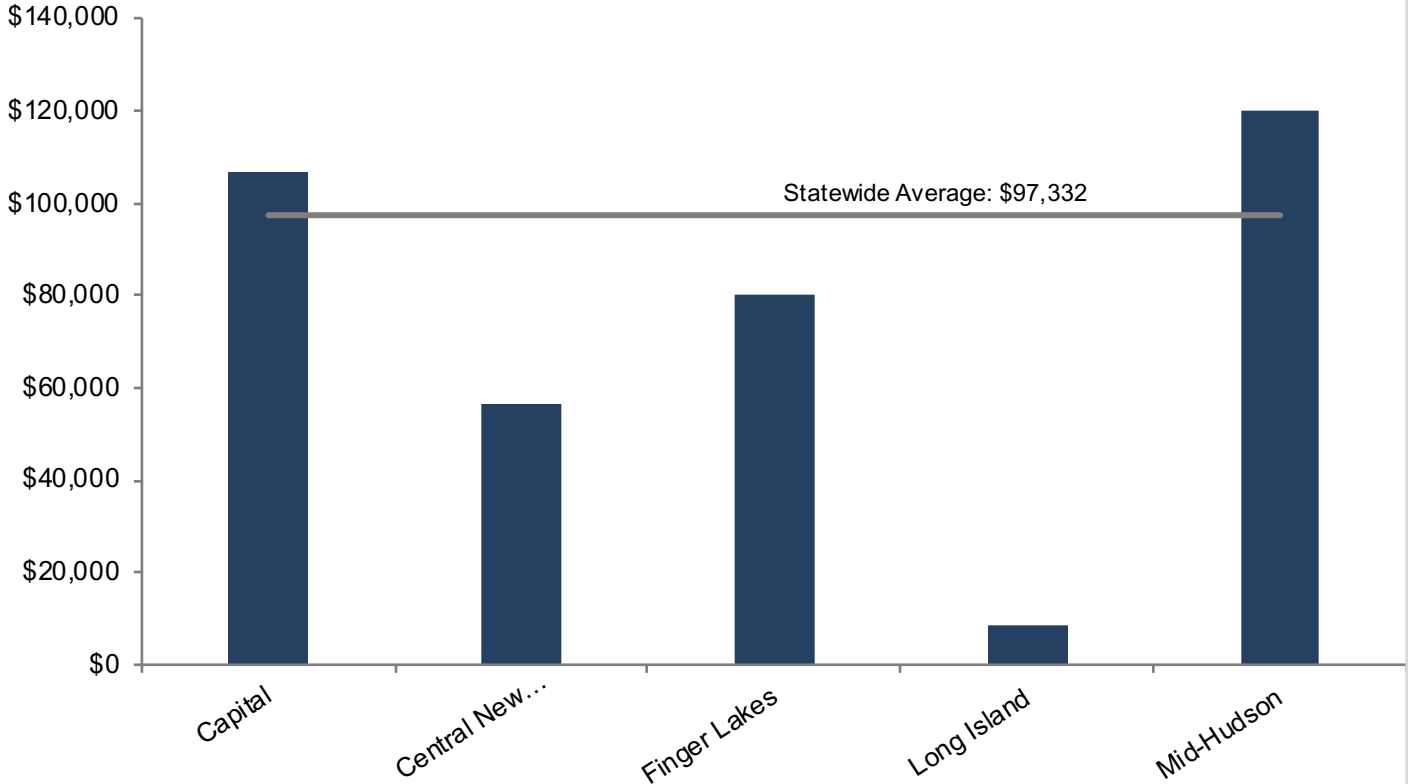
Fire - Villages

Capital	<i>Number of Employees</i>	<i>Average Pay</i>	<i>Region Rank</i>
Hoosick Falls	1	\$2,358	2
Scotia	15	\$77,532	1
Central New York	<i>Number of Employees</i>	<i>Average Pay</i>	<i>Region Rank</i>
Fayetteville	19	\$44,360	2
Manlius	17	\$45,457	1
Finger Lakes	<i>Number of Employees</i>	<i>Average Pay</i>	<i>Region Rank</i>
Caledonia	1	\$28,339	2
Medina	22	\$51,795	1
Long Island	<i>Number of Employees</i>	<i>Average Pay</i>	<i>Region Rank</i>
Garden City	7	\$80,164	1
Mid-Hudson	<i>Number of Employees</i>	<i>Average Pay</i>	<i>Region Rank</i>
Fishkill	1	\$10,851	7
Kiryas Joel	11	\$10,128	8
Larchmont	16	\$138,863	1
Pelham	17	\$119,394	3
Pelham Manor	16	\$135,369	2
Red Hook	1	\$22,533	6
Rhinebeck	1	\$19,051	5
Rye Brook	12	\$97,475	4
Wappingers Falls	1	\$1,103	9

Mohawk Valley	<i>Number of Employees</i>	<i>Average Pay</i>	<i>Region Rank</i>
Boonville	1	\$5,780	4
Herkimer	20	\$43,195	2
Ilion	16	\$54,099	1
Yorkville	1	\$7,160	3
North Country	<i>Number of Employees</i>	<i>Average Pay</i>	<i>Region Rank</i>
Lowville	1	\$5,523.56	3
Massena	10	\$58,502	1
West Carthage	1	\$6,586	2
Southern Tier	<i>Number of Employees</i>	<i>Average Pay</i>	<i>Region Rank</i>
Elmira Heights	3	\$7,204	4
Endicott	21	\$80,687	1
Johnson City	31	\$78,707	2
Sherburne	1	\$7,969	3
Trumansburg	1	\$3,052	5
Western New York	<i>Number of Employees</i>	<i>Average Pay</i>	<i>Region Rank</i>
Fredonia	12	\$61,502	1
Kenmore	11	\$25,253	2

What They Make 2018-19

Average Pay - Fire - Fire Districts



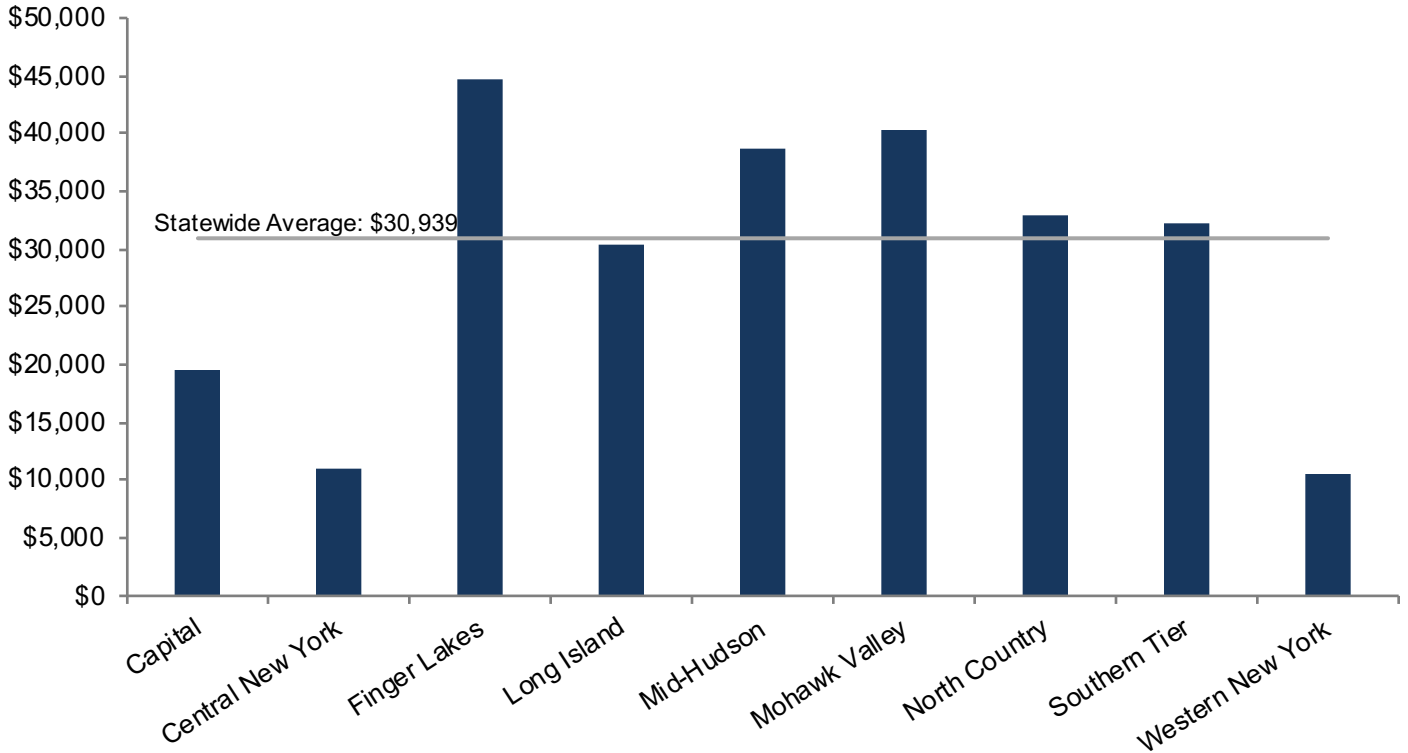
Fire - Fire Districts

Capital	<i>Number of Employees</i>	<i>Average Pay</i>	<i>Region Rank</i>
Niskayuna	16	\$106,840	1
Central New York	<i>Number of Employees</i>	<i>Average Pay</i>	<i>Region Rank</i>
Dewitt	23	\$56,097	2
Pompey Hill	1	\$61,603	1
Finger Lakes	<i>Number of Employees</i>	<i>Average Pay</i>	<i>Region Rank</i>
Barnard	24	\$92,483	1
Brighton	35	\$73,069	9
Fishers	28	\$58,144	11
Gates	53	\$75,413	7
Henrietta	47	\$90,431	2
Lake Shore	7	\$71,123	10
Laurelton	4	\$82,175	6
Lyons	10	\$12,390	12
North Greece	45	\$89,519	5
Ridge Culver	19	\$90,344	4
Ridge Road	65	\$90,355	3
St Paul Blvd	19	\$73,551	8

Long Island	<i>Number of Employees</i>	<i>Average Pay</i>	<i>Region Rank</i>
Setauket	10	\$8,617	1
Mid-Hudson	<i>Number of Employees</i>	<i>Average Pay</i>	<i>Region Rank</i>
Arlington	73	\$108,771	6
Eastchester	72	\$116,929	4
Fairview	66	\$118,956	3
Hartsdale	34	\$164,192	1
Lagrange	28	\$94,560	7
Lake Mohegan	30	\$116,373	5
Monticello Joint	6	\$87,926	8
Pleasant Valley	7	\$21,074	9
Greenville	30	\$160,715	2

What They Make- 2018-19

Average Pay - General Employees - Fire Districts



General Employees - Fire Districts

Capital	<i>Number of Employees</i>	<i>Average Pay</i>	<i>Region Rank</i>
Clifton Prk Halfmoon	1	\$52,311	1
East Glenville	4	\$7,626	4
East Greenbush	1	\$26,558	3
Halfmoon-Waterford	2	\$5,492	6
Jonesville	8	\$29,343	2
Melrose	1	\$6,000	5
Rotterdam	1	\$3,188	8
Speigletown	1	\$5,000	7
Central New York	<i>Number of Employees</i>	<i>Average Pay</i>	<i>Region Rank</i>
Cortlandville	2	\$11,000	1
Finger Lakes	<i>Number of Employees</i>	<i>Average Pay</i>	<i>Region Rank</i>
Barnard	1	\$64,785	5
Brighton	6	\$79,681	1
Fishers	3	\$31,490	9
Gates	16	\$34,694	8
Henrietta	8	\$73,588	2
Mendon	1	\$63,478	6
North Greece	6	\$65,134	4
Penfield	6	\$28,162	11
Pittsford	7	\$26,949	12
Ridge Culver	1	\$55,881	7
Ridge Road	2	\$73,059	3
St Paul Blvd	4	\$628	13
West Webster	5	\$30,041	10
Long Island	<i>Number of Employees</i>	<i>Average Pay</i>	<i>Region Rank</i>
Amagansett	14	\$22,550	76

Long Island (cont'd)	<i>Number of Employees</i>	<i>Average Pay</i>	<i>Region Rank</i>
Bay Shore	18	\$38,046	39
Bayport	16	\$23,958	70
Bellmore	4	\$63,610	12
Bellport	1	\$54,182	24
Bethpage	35	\$22,882	74
Bohemia	12	\$33,684	47
Brentwood	23	\$63,780	11
Brookhaven	5	\$56,057	18
Center Moriches	30	\$17,436	90
Centereach	63	\$15,403	93
Centerport	11	\$39,658	36
Central Islip	18	\$33,318	50
Cold Spring Harbor	30	\$14,029	96
Commack	21	\$44,072	29
Copiague	48	\$16,254	92
Coram	39	\$43,270	32
Cutchogue	3	\$16,850	91
Deer Park	31	\$23,247	73
Dix Hills	51	\$24,596	69
East Islip	14	\$19,235	84
East Marion	3	\$10,868	98
East Meadow	20	\$74,548	5
East Moriches	1	\$57,538	15
East Northport	40	\$29,302	57
East Quogue	11	\$19,149	86
Eastport	1	\$54,624	21
Elmont	6	\$81,525	3
Farmingville	35	\$19,542	83
Fishers Island	1	\$9,575	99

What They Make- 2018-19

General Employees - Fire Districts (cont'd)

Long Island (cont'd)	Number of Employees	Average Pay	Region Rank
Franklin Sq Munson	5	\$59,571	14
Garden City	22	\$71,146	6
Gordon Heights	13	\$27,264	63
Greenlawn	43	\$22,078	77
Greenville	2	\$84,984	2
Hagerman	2	\$34,144	46
Halesite	7	\$69,697	8
Hampton Bays	15	\$28,302	59
Hauppauge	16	\$50,566	26
Hewlett Bay	13	\$22,787	75
Hicksville	37	\$33,017	52
Holbrook	37	\$23,325	72
Holtsville	42	\$14,210	95
Huntington	16	\$54,226	23
Huntington Manor	20	\$49,635	27
Inwood	1	\$17,831	88
Islip	14	\$37,886	40
Islip Terrace	20	\$19,588	82
Jericho	36	\$28,052	60
Kings Park	12	\$35,511	43
Lakeland	60	\$13,862	97
Levittown	16	\$44,450	28
Locust Valley	10	\$42,487	33
Manorville	5	\$32,860	53
Massapequa	20	\$70,502	7
Mastic	3	\$14,941	94
Mastic Beach	1	\$93,145	1
Mattituck	3	\$60,520	13
Medford	14	\$33,539	48
Melville	48	\$25,576	64
Middle Island	20	\$43,644	30
Miller Place	4	\$55,376	20
Montauk	13	\$25,243	65
Mt Sinai	3	\$56,884	17
Nesconset	15	\$39,387	37
New Hyde Park	29	\$17,454	89
North Bellmore	10	\$80,968	4
North Massapequa	28	\$25,197	66
North Merrick	7	\$38,469	38
North Patchogue	48	\$28,731	58
Oceanside	45	\$30,588	54
Orient	1	\$6,757	100
Plainview	12	\$57,182	16
Port Jefferson	7	\$55,861	19
Ridge	22	\$41,990	34
Riverhead	16	\$43,446	31
Rocky Point	28	\$33,107	51
Ronkonkoma	26	\$24,929	68
Sayville	13	\$29,455	56
Selden	34	\$41,501	35
Setauket	95	\$19,934	81
Smithtown	43	\$27,758	62
Sound Beach	15	\$30,100	55
South Farmingdale	2	\$34,932	44
South Hempstead	1	\$52,749	25
Southold	7	\$27,854	61
Springs	2	\$34,716	45
St James	11	\$21,409	78

Long Island (cont'd)	Number of Employees	Average Pay	Region Rank
Stony Brook	15	\$20,735	79
Syosset	37	\$37,626	41
Terryville	57	\$25,044	67
Uniondale	10	\$54,313	22
W Sayville-Oakdale	22	\$20,375	80
Wading River	15	\$36,309	42
Wantagh	18	\$65,769	10
West Babylon	40	\$19,203	85
West Hempstead	4	\$33,497	49
West Islip	64	\$18,099	87
Westhampton Beach	2	\$69,485	9
Yaphank	11	\$23,482	71
Mid-Hudson	Number of Employees	Average Pay	Region Rank
Arlington	6	\$63,107	5
Chester	2	\$32,015	12
Fairview	2	\$93,374	2
Hartsdale Fire	1	\$94,871	1
Hughsonville	3	\$13,936	17
Hyde Park	2	\$24,103	15
Lagrange	4	\$55,104	6
Lake Mohegan	2	\$39,500	10
Middle Hope	2	\$49,152	8
Monticello Joint	3	\$6,792	20
Pleasant Valley	1	\$7,646	19
Pound Ridge	1	\$77,931	3
Purchase	3	\$39,821	9
Roosevelt	6	\$32,670	11
Slate Hill	1	\$8,170	18
Somers	4	\$26,310	14
Stony Point	2	\$15,150	16
Vista	1	\$74,455	4
Woodstock	10	\$30,929	13
Yorktown Heights	1	\$50,000	7
Mohawk Valley	Number of Employees	Average Pay	Region Rank
Long Lake	4	\$38,127	2
Maynard	1	\$48,776	1
North Country	Number of Employees	Average Pay	Region Rank
Carthage Wilna	5	\$33,029	1
Southern Tier	Number of Employees	Average Pay	Region Rank
Baldwin	17	\$29,059	3
Downsville	1	\$5,200	4
Endwell	1	\$33,525	2
Town Of Owego	12	\$39,155	1
Western New York	Number of Employees	Average Pay	Region Rank
Colden	1	\$7,375	2
Kenilworth	1	\$4,025	4
North Evans	2	\$5,625	3
South Line	4	\$15,604	1

The Empire Center for Public Policy, Inc. is an independent, non-partisan, non-profit think tank dedicated to making New York a better place to live and work by promoting public policy reforms grounded in free-market principles, personal responsibility, and the ideals of effective and accountable government.

EMPIRE  CENTER

www.EmpireCenter.org