

# What They Make

**County and Municipal Payrolls in New York  
Average Pay by Employer  
2015-16**

[www.EmpireCenter.org](http://www.EmpireCenter.org)  
[www.SeeThroughNY.net](http://www.SeeThroughNY.net)

# **What They Make**

*County and Municipal Payrolls in New York  
Average Pay by Employer, 2015-16*

© 2016 by the Empire Center for Public Policy, Inc.

Empire Center  
P.O. Box 7113  
Albany, NY 12224  
[www.EmpireCenter.org](http://www.EmpireCenter.org)  
[www.SeeThroughNY.net](http://www.SeeThroughNY.net)

# What They Make

## *County and Municipal Payrolls in New York Average Pay by Employer, 2015-16*

Local government is a labor-intensive business, and employee compensation is the single biggest element of most municipal budgets. The 2015-16 edition of *What They Make*, the Empire Center's annual report on public payrolls, allows New York taxpayers to compare this key element of local government costs around the state.

The information in this report—broken down by region and by type of government—is based on data submitted annually to the New York State and Local Retirement System (NYSLRS) by all local governments other than New York City.<sup>1</sup> The data do not include job titles; however, for the first time, this report includes separate analysis of the pay received by uniformed police and fire employees.

The latest county and municipal payroll database includes 2015-16 fiscal year payroll information for full-time and part-time workers actively enrolled in the pension system as of August 2016. The figures used to compute the averages include regular pay, overtime and pay for unused sick and vacation time. However, the figures do *not* include pension contributions, health insurance, and other fringe benefits, elements of total compensation that can add 35 percent or more to personnel costs.

This report provides a summary analysis of the data, broken down into three categories: “General Employees”, “Police” and “Fire.”<sup>2</sup> Highlights:

- New York's highest-paid local government employee in 2015-16 was William L. Ricca, chief of the Northport Police Department, who was paid \$345,659.
- Thirteen of the state's 20 highest-paid local employees were Nassau County Police Department officers.
- Forty-seven of the 50 highest-paid local employees were police officers.
- The highest average pay reported for any group of local employees was the \$222,394 collected by the Village of Kings Point's 21 police officers.

Information on individual public employee salaries for every year starting in 2008-09 can be found at the Empire Center's transparency website, [www.SeeThroughNY.net](http://www.SeeThroughNY.net). The site includes a searchable database of 175,262 people who collected a total of \$9.5 billion in pay from 1,259 local governments outside New York City during the fiscal year ending March 31, 2016.<sup>3</sup>

---

<sup>1</sup> Several employees are listed as receiving \$265,000 in pay. This reflects the federal limit on salaried pay that can be credited toward

<sup>2</sup> A category labeled “Special Districts,” including library, fire, and other districts, exists on the SeeThroughNY.net database, but is not included in this report because the information provided by the Comptroller does not easily allow for such categorization.

<sup>3</sup> Includes multiple counts of individuals listed with more than one employer.



## Regional differences

The types of local government employees who top the pay lists in each region vary. In parts of upstate, elected district attorneys rank among the top 10, while the Mid-Hudson and Long Island lists are dominated by police officers. In the North Country, two municipalities (Lewis County and the town of Massena) operated hospitals, affecting average pay figures for both communities.

## Who's missing?

"What They Make" uses pay data reported to the New York State and Local Retirement System. However, if a public employer is not making payments on an individual's behalf, no data is reported. This can happen for several reasons, including:

- An employee is already collecting a pension from the system.
- Many community college employees belong to SUNY's Optional Retirement Plan, a 401k-style plan, instead of the state's defined-benefit pension plan. The counties that employ them make no payments to the state pension system.
- Thanks to the 2012 state pension reform, some non-union employees are eligible for the state's 401k-style Voluntary Defined Contribution retirement plan. Like the SUNY Optional Retirement Plan, the VDC plan takes the long-term responsibility of funding retirements off the shoulders of taxpayers. In Rochester alone, 11 employees joined during the first two years the plan was offered.<sup>4</sup>

## Double-dipping?

While employee home addresses and other personal identifying information are appropriately treated as confidential, the pension system does provide original hire dates for each individual on a local payroll. Based on this information, there were 4,239 instances in which the same individual drew a salary from two or more public employers in New York State during 2015-16.

In most cases, the pay amounts reported for individuals listed under multiple employers suggest the person changed jobs during the year, or had multiple part-time jobs. In 39 instances, individuals had five or more employers. Several of them work as code enforcement officers or assessors for multiple local governments.

Seventeen employees collected pay over \$200,000 by working for two local government employers. Nine of them were Suffolk County police officers who were also paid by a village police department during the same year.

In some cases, however, the same person held high-paying jobs with at least two local governments simultaneously. The highest-paid individual paid concurrently by multiple local governments during 2015-16 was Michael Genito, who was paid \$180,650 by the city of White Plains and \$68,900 by the village of Suffern.

---

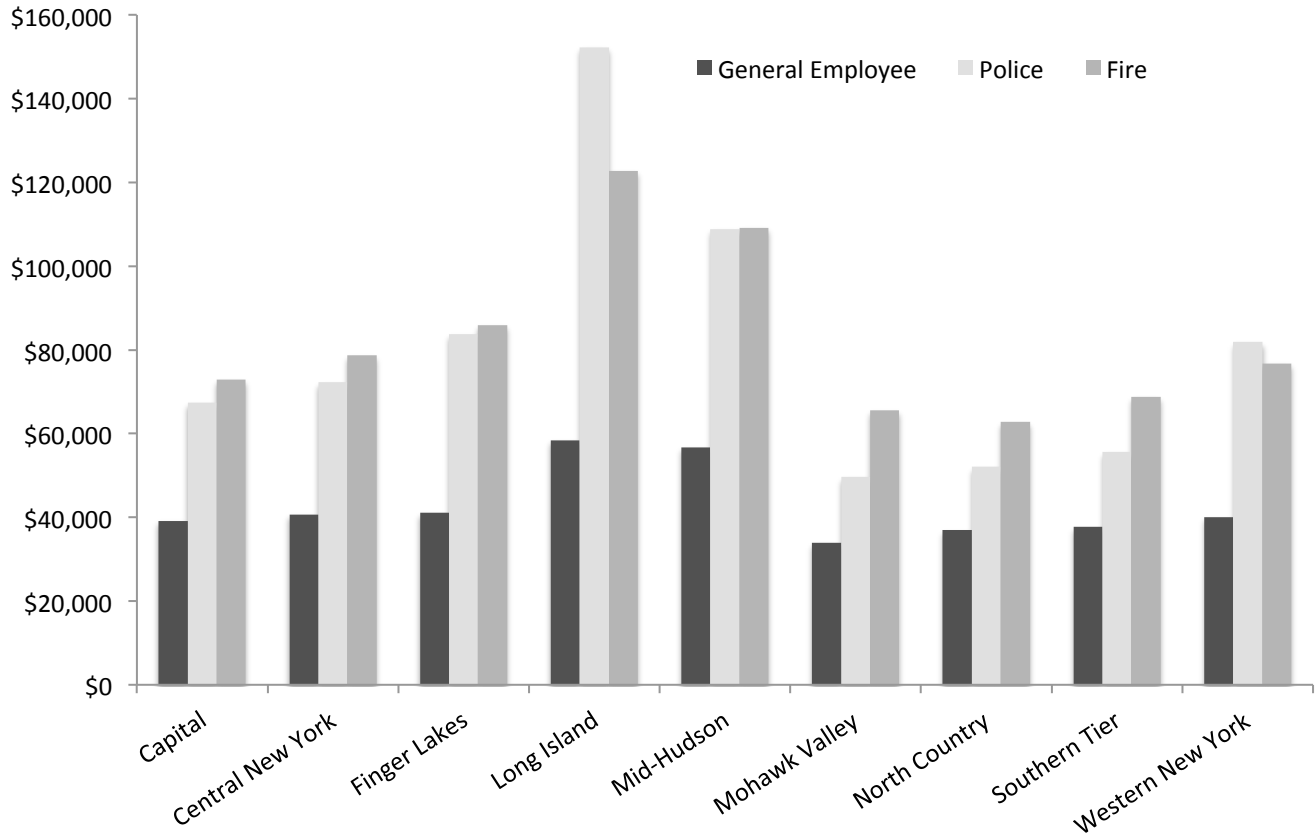
<sup>4</sup> [www.empirecenter.org/publications/retirement-choice-popular-so-far](http://www.empirecenter.org/publications/retirement-choice-popular-so-far)

# TABLE OF CONTENTS

Average Pay – By Region	4
Top Average Salaries by Municipality and Employer Type	4
Highest-Paid Employees, Top 50, Statewide	5
Highest-Paid Employees, Top 10, by Region	6
Regional Employment and Salary Summaries	8
 City General Employees – Average Pay – By Region	 9
City Uniformed Police Employees – Average Pay – By Region	11
City Uniformed Fire Employees – Average Pay – By Region	13
 County General Employees – Average Pay – By Region	 15
 Town General Employees – Average Pay – by Region	 
<i>Capital</i>	17
<i>Central</i>	18
<i>Finger Lakes</i>	19
<i>Long Island</i>	20
<i>Mid-Hudson</i>	20
<i>Mohawk Valley</i>	21
<i>North Country</i>	22
<i>Southern Tier</i>	23
<i>Western</i>	24
Town Uniformed Police Employees – Average Pay – By Region	26
Town Uniformed Fire Employees – Average Pay – By Region	28
 Village General Employees – Average Pay – by Region	 
<i>Capital</i>	29
<i>Central</i>	29
<i>Finger Lakes</i>	30
<i>Long Island</i>	30
<i>Mid-Hudson</i>	31
<i>Mohawk Valley</i>	32
<i>North Country</i>	32
<i>Southern Tier</i>	33
<i>Western</i>	33
Village Uniformed Police Employees – Average Pay – By Region	34
Village Uniformed Fire Employees – Average Pay – By Region	37

## What They Make 2015-16

### Average Pay - By Region



### Highest Average Pay Statewide - by Employer Type

General Employees				Police				Fire			
Rank	Employer	Count	Pay	Rank	Employer	Count	Pay	Rank	Employer	Count	Pay
<b>CITIES</b>				<b>CITIES</b>				<b>CITIES</b>			
1	Yonkers	1,074	\$78,629	1	Long Beach	70	\$158,495	1	Rye	17	\$144,880
2	Rye	102	\$69,894	2	Glen Cove	49	\$154,466	2	Long Beach	22	\$140,702
3	New Rochelle	301	\$63,892	3	Yonkers	625	\$133,572	3	Yonkers	435	\$133,959
4	Peekskill	129	\$62,878	4	White Plains	200	\$117,976	4	White Plains	143	\$108,422
5	White Plains	648	\$57,304	5	Rye	33	\$117,573	5	New Rochelle	150	\$102,639
<b>COUNTIES</b>				<b>COUNTIES</b>				<b>COUNTIES</b>			
1	Westchester	4,808	\$76,004	1	Suffolk	2,397	\$161,463	1	Westchester	1	\$134,557
2	Nassau	6,955	\$69,095	2	Nassau	2,344	\$150,292	2	Monroe	22	\$76,536
3	Putnam	658	\$64,950	3	Westchester	285	\$142,726				
4	Suffolk	8,595	\$64,757								
5	Rockland	2,265	\$64,150								
<b>TOWNS</b>				<b>TOWNS</b>				<b>TOWNS</b>			
1	Ramapo	249	\$75,432	1	Ramapo	102	\$180,235	1	Harrison	13	\$145,434
2	Harrison	168	\$67,816	2	Clarkstown	161	\$172,569	2	New Windsor	2	\$134,208
3	Orangetown	226	\$66,822	3	Orangetown	79	\$142,340	3	Mamaroneck	12	\$110,708
4	Clarkstown	392	\$66,247	4	Haverstraw	66	\$141,492	4	Tully	8	\$48,699
5	Oyster Bay	1,315	\$65,937	5	Carmel	31	\$138,855	5	Pound Ridge	2	\$40,977
<b>VILLAGES</b>				<b>VILLAGES</b>				<b>VILLAGES</b>			
1	Sands Point	12	\$93,652	1	Kings Point	21	\$222,394	1	Pelham Manor	16	\$123,743
2	Kings Point	16	\$83,233	2	Lloyd Harbor	12	\$202,628	2	Pelham	16	\$120,690
3	New Square	3	\$81,888	3	Lake Success	21	\$179,221	3	Scarsdale	46	\$106,991
4	Old Brookville	9	\$79,509	4	Sands Point	20	\$166,850	4	Larchmont	16	\$104,774
5	Harrison	30	\$78,450	5	Old Westbury	26	\$166,176	5	Rye Brook	8	\$101,885

## What They Make 2015-16

Highest Paid County and Municipal Employees			
Rank	Name	Employer	Total
1	Ricca, William L	Village of Northport (Police)	\$345,659
2	Kosson, Harlan	Wayne County (General Employee)	\$331,270
3	Flynn, Charles A	Village Lloyd Harbor (Police)	\$311,961
4	Whitmore, Brian J	Town of Ramapo (Police)	\$311,167
5	Davis, Matthew K	Nassau County (Police)	\$299,851
6	Azzata, John J	Nassau County (Police)	\$295,958
7	Dunn, Charles C	Nassau County (Police)	\$293,693
8	Loughlin, Terence A	Nassau County (Police)	\$293,251
9	Carroll, Patrick J	Nassau County (Police)	\$291,071
10	Banner, Kenneth J	Nassau County (Police)	\$289,520
11	Sullivan, Michael R	Town of Clarkstown (Police)	\$287,912
12	Philippas, Alexander S	Nassau County (Police)	\$287,120
13	Cokeley, Thomas J	Town of Ramapo (Police)	\$287,047
14	Mahon, Robert G	Town of Clarkstown (Police)	\$283,166
15	Rowan, Harold L	Nassau County (Police)	\$278,067
16	Iannucci, Thomas	Nassau County (Police)	\$274,937
17	Rail, James P	Nassau County (Police)	\$274,745
18	Lewis, Thomas J	Nassau County (Police)	\$274,717
19	Collins, Daniel J	Nassau County (Police)	\$273,476
20	Scheiner, Adam	Nassau County (Police)	\$271,698
21	Bobrik, Steven L	Village of Kings Point (Police)	\$270,987
22	Miller, John F	Village of Kings Point (Police)	\$270,759
23	Watson, James G	Nassau County (Police)	\$270,201
24	Neal, Brandon A	Suffolk County (Police)	\$269,312
25	Panarello, James M	Nassau County (Police)	\$268,522
26	Ovchinnikoff, Anthony	Town of Clarkstown (Police)	\$267,146
27	Rooney, Timothy P	Nassau County (Police)	\$266,785
28	Klindworth, John M	Nassau County (Police)	\$266,609
29	Ryder, Patrick J	Nassau County (Police)	\$265,797
30	Slisz, Steve	Nassau County (Police)	\$265,490
31	Power, Kevin M	Nassau County (Police)	\$265,074
32	Crawford, Gerard A	Lewis County (General Employee)	\$265,000
33	Martinucci, Robert C	Lewis County (General Employee)	\$265,000
34	Di Conza, Frank T	Nassau County (Police)	\$265,000
35	Fabre, Jeff	Nassau County (Police)	\$265,000
36	Ferrandino, Samuel A	Nassau County (Police)	\$265,000
37	Mc Gauley, Ryan D	Nassau County (Police)	\$265,000
38	Nicholson, Gregory E	Nassau County (Police)	\$265,000
39	Obert-Thorn, John C	Nassau County (Police)	\$265,000
40	Papa, Vincent F	Nassau County (Police)	\$265,000
41	Poroszlai, Zsolt H	Nassau County (Police)	\$265,000
42	Volynets, Anatoliy	Nassau County (Police)	\$265,000
43	Segretto, Robert A	Nassau County (Police)	\$264,130
44	Banville, George J, Jr	Village of Kings Point (Police)	\$263,988
45	Armstrong, Christopher H	Nassau County (Police)	\$263,126
46	Mc Nally, Francis J	Nassau County (Police)	\$262,404
47	Kalin, Gustave E	Nassau County (Police)	\$262,226
48	Skopek, James J	Nassau County (Police)	\$261,950
49	Ferraro, Joseph P	Nassau County (Police)	\$261,498
50	Curley, John R	Town of Ramapo (Police)	\$261,083



## What They Make 2015-16

Highest Paid County and Municipal Employees - By Region			
Rank	Name	Employer	Total
<b>Capital</b>			
1	Landis, Timothy D	Rensselaer County (General Employee)	\$212,625
2	Duffy, Kristine D	Warren County (General Employee)	\$186,999
3	Watson, Edward E	City of Watervliet (Police)	\$181,937
4	Gillen, Raymond R	Schenectady County (General Employee)	\$181,392
5	Menzies, Joshua D	Schenectady County (General Employee)	\$180,584
6	Mc Cutcheon, Jeffrey P	City of Schenectady (Police)	\$175,775
7	Mc Cracken, Mark M	City of Schenectady (Police)	\$172,207
8	Soares, Paul David	Albany County (General Employee)	\$170,517
9	Fatato, Joel R	Rensselaer County (General Employee)	\$165,444
10	Carney, Robert M	Schenectady County (General Employee)	\$162,604
<b>Central New York</b>			
1	Murphy, David W	Onondaga County (General Employee)	\$204,250
2	Ispahani, Abbas	Cayuga County (General Employee)	\$203,159
3	Linnertz, Paul M	City of Syracuse (Fire)	\$196,368
4	Young, Kent A	City of Syracuse (Fire)	\$188,654
5	Cavuto, Stephen J	City of Syracuse (Fire)	\$182,673
6	Turo, Geno G	City of Syracuse (Police)	\$182,012
7	Pratts, Michael J	Cayuga County (General Employee)	\$181,752
8	Sargent, Jeffrey J	City of Syracuse (Fire)	\$176,758
9	Stoppacher, Robert	Onondaga County (General Employee)	\$175,911
10	Whitehead, Robert F	City of Syracuse (Fire)	\$168,241
<b>Finger Lakes</b>			
1	Kosson, Harlan	Wayne County (General Employee)	\$331,270
2	Sunser, James M	Genesee County (General Employee)	\$233,897
3	Dignan, Caroline R	Monroe County (General Employee)	\$181,640
4	Doorley, Sandra J	Monroe County (General Employee)	\$174,000
5	Holmes, Lloyd A	Monroe County (General Employee)	\$170,833
6	Tantillo, R Michael	Ontario County (General Employee)	\$169,043
7	O'Shaughnessy, Robert J	City of Rochester (Police)	\$166,252
8	Umbrino, Frank R	City of Rochester (Police)	\$162,120
9	Mazzola, Nicholas J	City of Rochester (Police)	\$160,355
10	Tantalo, Richard V	Town of Irondequoit (Police)	\$160,205
<b>Long Island</b>			
1	Ricca, William L	Village of Northport (Police)	\$345,659
2	Flynn, Charles A	Village of Lloyd Harbor (Police)	\$311,961
3	Davis, Matthew K	Nassau County (Police)	\$299,851
4	Azzata, John J	Nassau County (Police)	\$295,958
5	Dunn, Charles C	Nassau County (Police)	\$293,693
6	Loughlin, Terence A	Nassau County (Police)	\$293,251
7	Carroll, Patrick J	Nassau County (Police)	\$291,071
8	Banner, Kenneth J	Nassau County (Police)	\$289,520
9	Philippas, Alexander S	Nassau County (Police)	\$287,120
10	Rowan, Harold L	Nassau County (Police)	\$278,067
<b>Mid-Hudson</b>			
1	Whitmore, Brian J	Town of Ramapo (Police)	\$311,167
2	Sullivan, Michael R	Town of Clarkstown (Police)	\$287,912
3	Cokeley, Thomas J	Town of Ramapo (Police)	\$287,047
4	Mahon, Robert G	Town of Clarkstown (Police)	\$283,166
5	Ovchinnikoff, Anthony	Town of Clarkstown (Police)	\$267,146
6	Curley, John R	Town of Ramapo (Police)	\$261,083
7	Weisberg, Daniel M	Town of Clarkstown (Police)	\$254,714
8	Weidel, Brad R	Town of Ramapo (Police)	\$254,189
9	Cole-Hatchard, Stephen J	Town of Clarkstown (Police)	\$253,410
10	Dietrich, Glenn M	Town of Clarkstown (Police)	\$250,833

## What They Make 2015-16

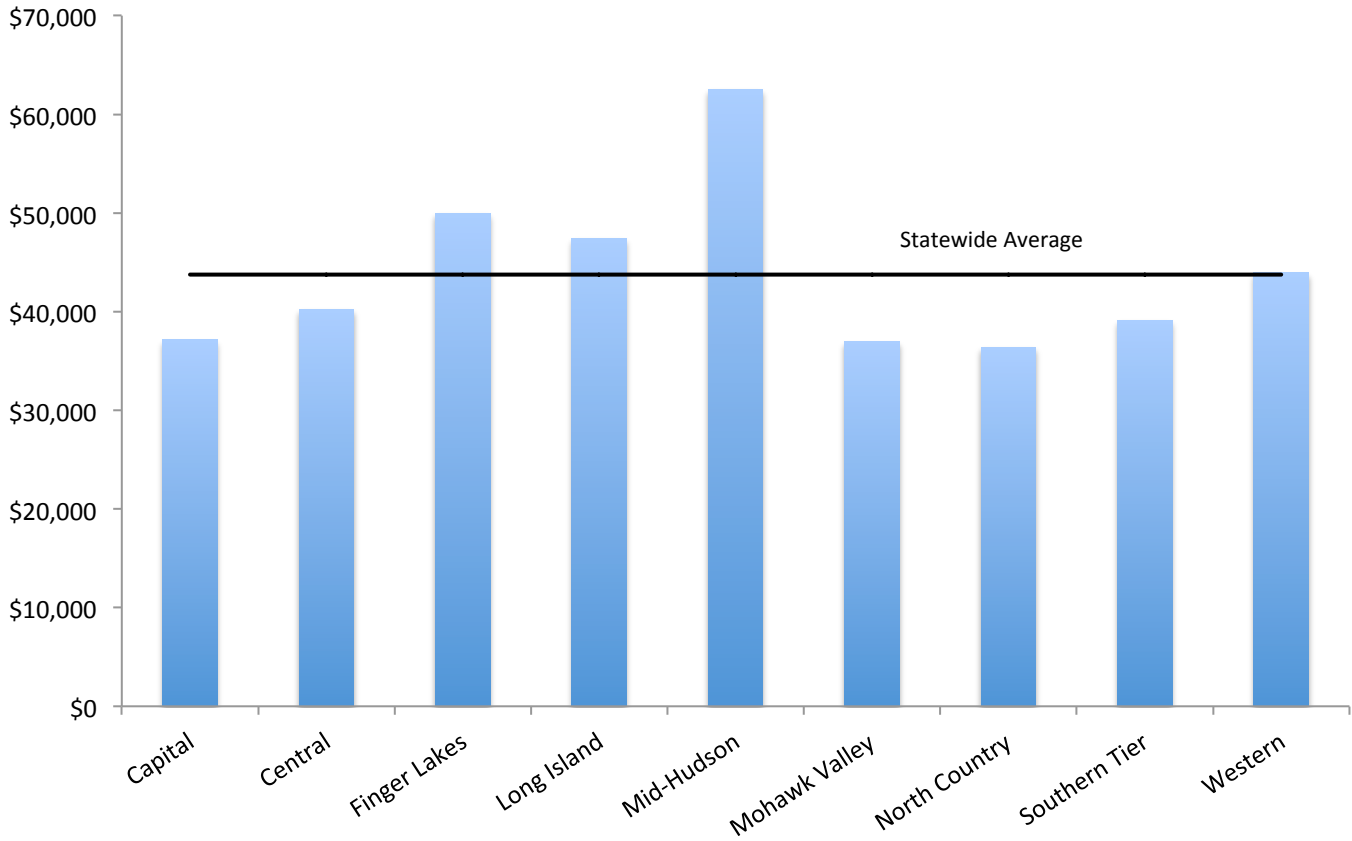
Highest Paid County and Municipal Employees - By Region (con't.)			
<b>Mohawk Valley</b>			
1	Mc Namara, Scott D	Oneida County (General Employee)	\$159,900
2	Williams, Mark W	City of Utica (Police)	\$158,298
3	Laino, Nicholas F	Herkimer County (General Employee)	\$157,139
4	Conboy, James E	Montgomery County (General Employee)	\$151,916
5	Carpenter, Jeffrey S	Herkimer County (General Employee)	\$151,916
6	Sacket, James L	Schoharie County (General Employee)	\$150,979
7	Carvelli, Anthony R	Oneida County (General Employee)	\$134,614
8	Nebush, Frank J, Jr	Oneida County (General Employee)	\$134,114
9	Du Ross, Frank B	Oneida County (General Employee)	\$133,202
10	Holt, James R, Jr	City of Utica (Police)	\$132,453
<b>North Country</b>			
1	Crawford, Gerard A	Lewis County (General Employee)	\$265,000
1	Martinucci, Robert C	Lewis County (General Employee)	\$265,000
2	Fraser, Cynthia H	Lewis County (General Employee)	\$256,825
3	Burch, Eric R	Lewis County (General Employee)	\$240,325
4	Tuttle-Malone, Shirley A	Lewis County (General Employee)	\$212,677
5	Birk, Thomas P	Lewis County (General Employee)	\$202,006
6	Predmore, Terry L	Lewis County (General Employee)	\$199,350
7	Ramli, Nor Hasiah	Town of Massena (General Employee)	\$193,502
8	Pisaniello, Daniel P	Lewis County (General Employee)	\$192,762
9	Rapoport, Dov	Essex County (General Employee)	\$179,000
<b>Southern Tier</b>			
1	Nobilski, Mary S	Steuben County (General Employee)	\$231,882
2	Drumm, Kevin E	Broome County (General Employee)	\$223,992
3	Lippert, Gerard P	Tompkins County (General Employee)	\$198,606
4	Bezirgianian, John B	Tompkins County (General Employee)	\$188,085
5	Baker, Brooks T	Steuben County (General Employee)	\$174,000
6	Young, Jacob A	City of Ithaca (Police)	\$162,459
7	Wilkinson, Gwendolyn P	Tompkins County (General Employee)	\$162,208
8	Wetmore, Weeden A	Chemung County (General Employee)	\$157,758
9	Carr, David E	Chenango County (General Employee)	\$154,193
10	Muehl, John M	Otsego County (General Employee)	\$152,500
<b>Western New York</b>			
1	Zangara, Ralph S	City of Buffalo (Police)	\$227,757
2	Mott, Marlene D	City of Buffalo (Police)	\$205,120
3	Leatherbarrow, Thomas J	City of Buffalo (Police)	\$194,483
4	Wilcox, David E, Jr	City of Buffalo (Police)	\$193,548
5	Quinn, John F, Jr	Erie County (General Employee)	\$192,500
6	Malec, Scott R	City of Buffalo (Police)	\$188,878
7	Quinn, Michael P	City of Buffalo (Police)	\$187,904
8	Burstein, Gale R	Erie County (General Employee)	\$182,154
9	Mahar, Tara J	Erie County (General Employee)	\$177,543
10	Salamone, Timothy J	City of Buffalo (Police)	\$177,536

## What They Make 2015-16

City Employees						
General Employees			Police		Fire	
Region	Number	Average Pay	Number	Average Pay	Number	Average Pay
Capital	2,103	\$37,127	861	\$80,070	659	\$73,306
Central New York	1,521	\$40,218	653	\$83,725	567	\$81,214
Finger Lakes	1,947	\$49,955	799	\$95,393	559	\$88,640
Long Island	564	\$47,414	119	\$156,836	22	\$140,702
Mid-Hudson	3,433	\$62,533	1,664	\$110,467	1,119	\$109,937
Mohawk Valley	813	\$37,016	369	\$65,723	295	\$67,389
North Country	562	\$36,410	143	\$68,580	142	\$62,963
Southern Tier	1,091	\$39,119	369	\$70,893	348	\$68,357
Western New York	2,820	\$43,943	1,199	\$92,598	1,083	\$77,548
<b>All Regions</b>	<b>14,854</b>	<b>\$46,794</b>	<b>6,176</b>	<b>\$92,868</b>	<b>4,794</b>	<b>\$84,817</b>
County Employees						
General Employees*			Police		Fire	
Region	Number	Average Pay	Number	Average Pay	Number	Average Pay
Capital	10,150	\$44,366	-	-	-	-
Central New York	6,972	\$45,168	-	-	-	-
Finger Lakes	10,749	\$43,867	-	-	22	\$76,536
Long Island	15,550	\$66,697	4,741	\$155,940	-	-
Mid-Hudson	15,217	\$62,445	285	\$142,726	1	\$134,557
Mohawk Valley	4,045	\$37,717	-	-	-	-
North Country	4,706	\$40,380	-	-	-	-
Southern Tier	7,338	\$41,524	-	-	-	-
Western New York	10,273	\$42,834	-	-	-	-
<b>All Regions</b>	<b>85,000</b>	<b>\$50,723</b>	<b>5,026</b>	<b>\$155,190</b>	<b>23</b>	<b>\$79,058</b>
* Including sheriff's deputies and corrections officers						
Town Employees						
General Employees			Police		Fire	
Region	Number	Average Pay	Number	Average Pay	Number	Average Pay
Capital	4,474	\$30,346	422	\$70,022	-	-
Central New York	1,883	\$28,391	138	\$75,012	8	\$48,699
Finger Lakes	4,128	\$30,826	300	\$88,781	-	-
Long Island	10,845	\$51,897	326	\$126,852	-	-
Mid-Hudson	7,257	\$44,725	1,760	\$105,910	31	\$115,783
Mohawk Valley	1,463	\$24,412	69	\$43,174	3	\$22,196
North Country	2,278	\$31,739	22	\$25,920	-	-
Southern Tier	2,358	\$28,278	44	\$62,039	-	-
Western New York	4,673	\$33,793	762	\$82,312	3	\$7,417
<b>All Regions</b>	<b>39,359</b>	<b>\$39,038</b>	<b>3,843</b>	<b>\$94,533</b>	<b>45</b>	<b>\$90,393</b>
Village Employees						
General Employees			Police		Fire	
Region	Number	Average Pay	Number	Average Pay	Number	Average Pay
Capital	672	\$26,239	281	\$24,596	25	\$62,017
Central New York	617	\$28,779	177	\$27,767	36	\$44,781
Finger Lakes	975	\$35,228	267	\$43,529	25	\$33,129
Long Island	4,002	\$45,080	831	\$140,881	18	\$100,793
Mid-Hudson	2,829	\$49,170	1,023	\$102,019	120	\$100,081
Mohawk Valley	486	\$25,558	226	\$25,352	37	\$54,798
North Country	749	\$31,487	164	\$41,109	10	\$60,170
Southern Tier	869	\$28,869	315	\$36,856	53	\$71,494
Western New York	992	\$30,641	305	\$38,526	21	\$47,784
<b>All Regions</b>	<b>12,191</b>	<b>\$39,433</b>	<b>3,589</b>	<b>\$78,216</b>	<b>345</b>	<b>\$73,150</b>

# What They Make 2015-16

## Average Pay - General Employees - Cities



## General Employees - Cities

<b>Capital</b>	<i>Number of Employees</i>	<i>Average Pay</i>	<i>Region Rank</i>
Albany	751	\$36,147	5
Cohoes	103	\$32,809	6
Glens Falls	148	\$32,699	7
Hudson	59	\$36,202	4
Mechanicville	39	\$28,262	10
Rensselaer	72	\$31,601	8
Saratoga Springs	252	\$43,175	1
Schenectady	309	\$40,156	2
Troy	310	\$38,932	3
Watervliet	60	\$30,696	9
<b>Central New York</b>	<i>Number of Employees</i>	<i>Average Pay</i>	<i>Region Rank</i>
Auburn	155	\$44,869	1
Cortland	88	\$35,864	6
Fulton	67	\$38,200	4
Oneida	80	\$40,811	2
Oswego	177	\$36,366	5
Syracuse	954	\$40,671	3
<b>Finger Lakes</b>	<i>Number of Employees</i>	<i>Average Pay</i>	<i>Region Rank</i>
Batavia	76	\$44,353	4
Canandaigua	77	\$44,999	3
Geneva	91	\$50,004	2
Rochester	1,703	\$50,427	1

<b>Long Island</b>	<i>Number of Employees</i>	<i>Average Pay</i>	<i>Region Rank</i>
Glen Cove	161	\$46,448	1
Long Beach	389	\$43,330	2
<b>Mid-Hudson</b>	<i>Number of Employees</i>	<i>Average Pay</i>	<i>Region Rank</i>
Beacon	58	\$56,101	6
Kingston	190	\$44,082	11
Middletown	148	\$53,589	8
Mount Vernon	377	\$54,902	7
New Rochelle	301	\$63,892	3
Newburgh	156	\$44,358	10
Peekskill	129	\$62,878	4
Port Jervis	68	\$40,103	12
Poughkeepsie	178	\$48,819	9
Rye	102	\$69,894	2
White Plains	648	\$57,304	5
Yonkers	1,074	\$78,629	1
<b>Mohawk Valley</b>	<i>Number of Employees</i>	<i>Average Pay</i>	<i>Region Rank</i>
Amsterdam	122	\$39,624	3
Gloversville	111	\$39,649	2
Johnstown	56	\$33,249	7
Little Falls	36	\$45,054	1
Rome	227	\$35,003	6
Sherrill	31	\$38,566	4



# What They Make 2015-16

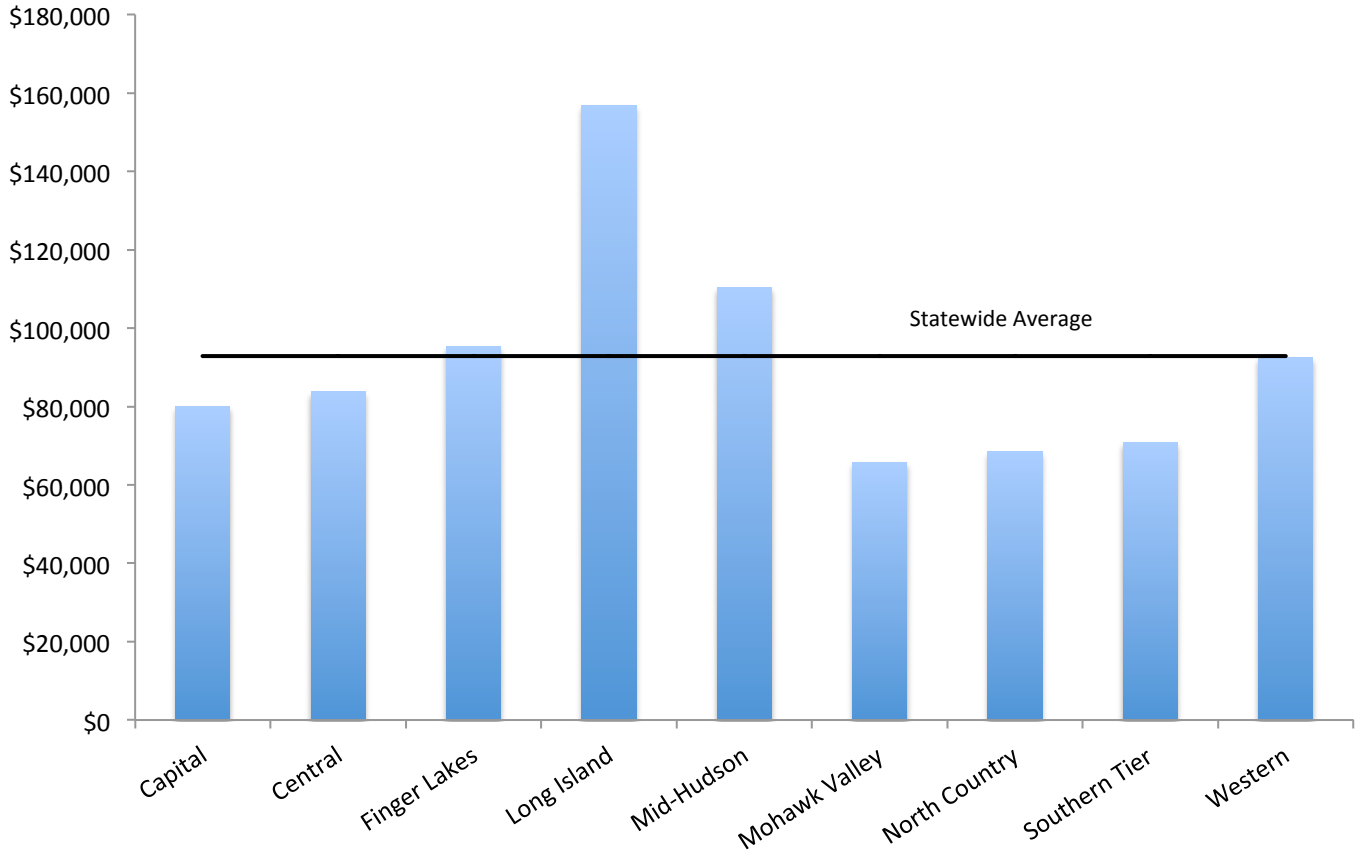
## General Employees - Cities (con't.)

<b>Mohawk Valley (con't.)</b>	<i>Number of Employees</i>	<i>Average Pay</i>	<i>Region Rank</i>
Utica	230	\$35,800	5
<b>North Country</b>	<i>Number of Employees</i>	<i>Average Pay</i>	<i>Region Rank</i>
Ogdensburg	94	\$37,763	2
Plattsburgh	188	\$43,399	1
Watertown	280	\$31,263	3
<b>Southern Tier</b>	<i>Number of Employees</i>	<i>Average Pay</i>	<i>Region Rank</i>
Binghamton	347	\$38,274	4
Corning	78	\$39,013	3
Elmira	130	\$41,005	2
Hornell	78	\$31,145	6
Ithaca	303	\$45,638	1
Norwich	49	\$32,675	5

<b>Southern Tier (con't.)</b>	<i>Number of Employees</i>	<i>Average Pay</i>	<i>Region Rank</i>
Oneonta	106	\$29,862	7
<b>Western New York</b>	<i>Number of Employees</i>	<i>Average Pay</i>	<i>Region Rank</i>
Buffalo	1,472	\$44,122	3
Dunkirk	98	\$42,131	5
Jamestown	283	\$53,040	1
Lackawanna	85	\$40,868	7
Lockport	111	\$46,793	2
Niagara Falls	312	\$39,005	9
North Tonawanda	195	\$43,737	4
Olean	97	\$41,474	6
Salamanca	72	\$37,240	10
Tonawanda	95	\$39,605	8

# What They Make 2015-16

## Average Pay - Police - Cities



## Police - Cities

<b>Capital</b>	<i>Number of Employees</i>	<i>Average Pay</i>	<i>Region Rank</i>
Albany	337	\$82,115	4
Cohoes	31	\$79,108	5
Glens Falls	28	\$64,994	9
Hudson	23	\$78,886	6
Mechanicville	18	\$40,299	10
Rensselaer	30	\$70,128	8
Saratoga Springs	76	\$84,267	3
Schenectady	154	\$91,193	1
Troy	137	\$70,168	7
Watervliet	27	\$84,852	2
<b>Central New York</b>	<i>Number of Employees</i>	<i>Average Pay</i>	<i>Region Rank</i>
Auburn	69	\$71,215	5
Cortland	43	\$78,026	2
Fulton	35	\$77,002	3
Oneida	25	\$66,110	6
Oswego	51	\$71,404	4
Syracuse	430	\$89,335	1
<b>Finger Lakes</b>	<i>Number of Employees</i>	<i>Average Pay</i>	<i>Region Rank</i>
Batavia	30	\$70,417	4
Canandaigua	23	\$80,745	2
Geneva	35	\$79,081	3
Rochester	711	\$97,723	1

<b>Long Island</b>	<i>Number of Employees</i>	<i>Average Pay</i>	<i>Region Rank</i>
Glen Cove	49	\$154,466	2
Long Beach	70	\$158,495	1
<b>Mid-Hudson</b>	<i>Number of Employees</i>	<i>Average Pay</i>	<i>Region Rank</i>
Beacon	31	\$96,804	8
Kingston	73	\$77,525	11
Middletown	62	\$104,524	6
Mount Vernon	216	\$76,587	12
New Rochelle	162	\$107,248	5
Newburgh	85	\$82,118	10
Peekskill	52	\$110,339	4
Port Jervis	29	\$101,028	7
Poughkeepsie	96	\$84,937	9
Rye	33	\$117,573	3
White Plains	200	\$117,976	2
Yonkers	625	\$133,572	1
<b>Mohawk Valley</b>	<i>Number of Employees</i>	<i>Average Pay</i>	<i>Region Rank</i>
Amsterdam	42	\$69,018	3
Gloversville	34	\$58,952	5
Johnstown	23	\$69,315	2
Little Falls	22	\$30,059	7
Rome	80	\$64,530	4
Sherrill	7	\$31,585	6

# What They Make 2015-16

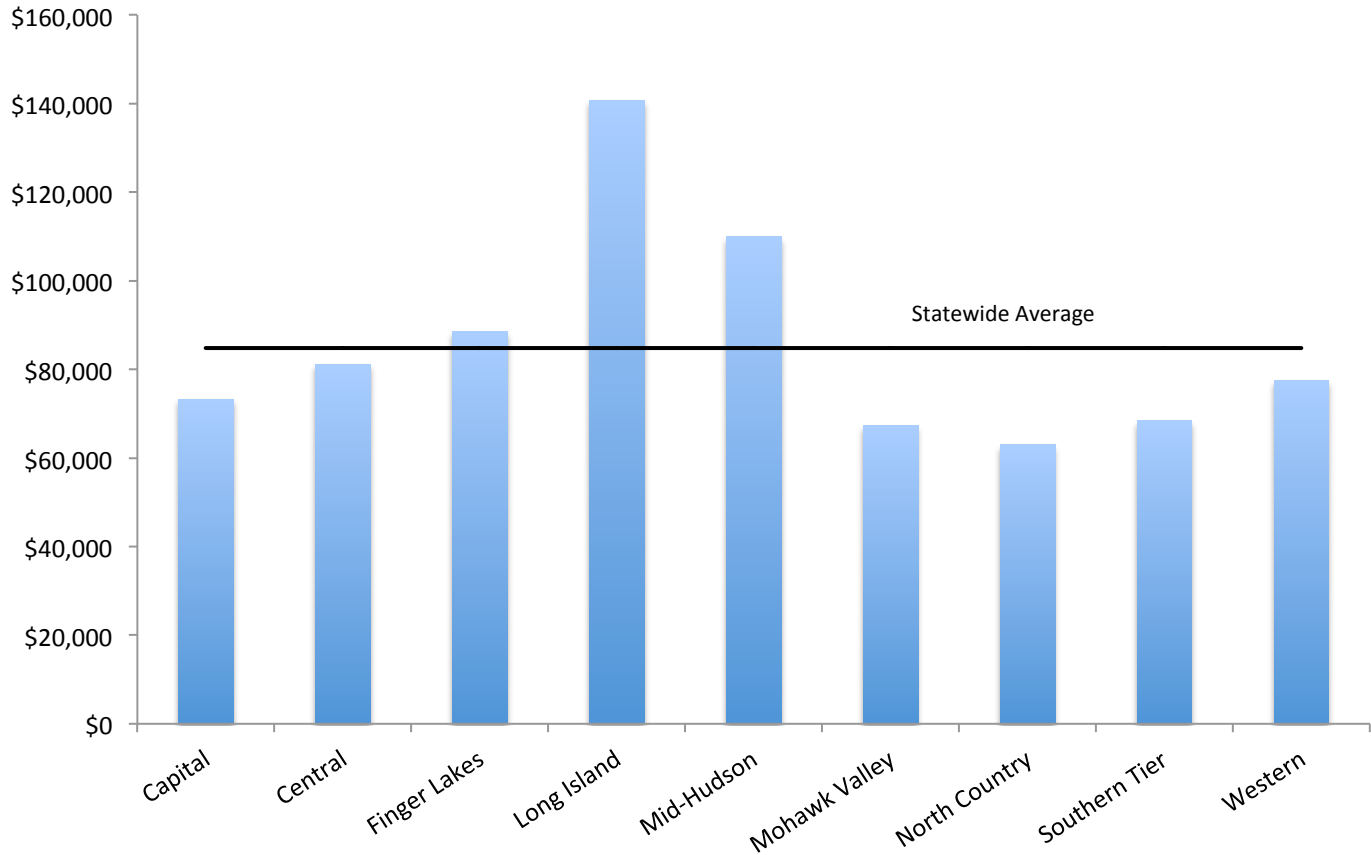
## Police - Cities (con't.)

<b>Mohawk Valley (con't.)</b>	<i>Number of Employees</i>	<i>Average Pay</i>	<i>Region Rank</i>
Utica	161	\$72,730	1
<b>North Country</b>	<i>Number of Employees</i>	<i>Average Pay</i>	<i>Region Rank</i>
Ogdensburg	27	\$64,853	3
Plattsburgh	49	\$67,533	2
Watertown	67	\$70,848	1
<b>Southern Tier</b>	<i>Number of Employees</i>	<i>Average Pay</i>	<i>Region Rank</i>
Binghamton	143	\$66,225	4
Corning	21	\$72,603	2
Elmira	74	\$72,594	3
Hornell	22	\$65,274	5
Ithaca	65	\$85,414	1
Norwich	20	\$64,673	6

<b>Southern Tier (con't.)</b>	<i>Number of Employees</i>	<i>Average Pay</i>	<i>Region Rank</i>
Oneonta	24	\$62,968	7
<b>Western New York</b>	<i>Number of Employees</i>	<i>Average Pay</i>	<i>Region Rank</i>
Buffalo	723	\$100,632	1
Dunkirk	37	\$85,804	5
Jamestown	59	\$79,829	8
Lackawanna	45	\$85,015	6
Lockport	46	\$93,109	2
Niagara Falls	154	\$80,493	7
North Tonawanda	48	\$87,708	4
Olean	35	\$61,971	9
Salamanca	23	\$40,180	10
Tonawanda	29	\$88,830	3

# What They Make 2015-16

## Average Pay - Fire - Cities



## Fire - Cities

<b>Capital</b>	<i>Number of Employees</i>	<i>Average Pay</i>	<i>Region Rank</i>
Albany	260	\$74,731	3
Cohoes	29	\$71,760	4
Glens Falls	37	\$64,046	7
Hudson	-	-	-
Mechanicville	-	-	-
Rensselaer	16	\$54,958	8
Saratoga Springs	63	\$65,578	6
Schenectady	117	\$78,771	2
Troy	112	\$71,160	5
Watervliet	25	\$89,239	1
<b>Central New York</b>	<i>Number of Employees</i>	<i>Average Pay</i>	<i>Region Rank</i>
Auburn	72	\$65,765	4
Cortland	36	\$72,297	3
Fulton	38	\$78,528	2
Oneida	26	\$64,567	5
Oswego	60	\$59,707	6
Syracuse	335	\$90,941	1
<b>Finger Lakes</b>	<i>Number of Employees</i>	<i>Average Pay</i>	<i>Region Rank</i>
Batavia	35	\$64,832	3
Canandaigua	15	\$55,528	4
Geneva	19	\$78,398	2
Rochester	490	\$91,751	1

<b>Long Island</b>	<i>Number of Employees</i>	<i>Average Pay</i>	<i>Region Rank</i>
Glen Cove	-	-	-
Long Beach	22	\$140,702	1
<b>Mid-Hudson</b>	<i>Number of Employees</i>	<i>Average Pay</i>	<i>Region Rank</i>
Beacon	16	\$66,308	11
Kingston	50	\$80,079	7
Middletown	26	\$77,927	9
Mount Vernon	127	\$93,466	6
New Rochelle	150	\$102,639	4
Newburgh	69	\$79,311	8
Peekskill	23	\$95,069	5
Port Jervis	-	-	-
Poughkeepsie	63	\$75,617	10
Rye	17	\$144,880	1
White Plains	143	\$108,422	3
Yonkers	435	\$133,959	2
<b>Mohawk Valley</b>	<i>Number of Employees</i>	<i>Average Pay</i>	<i>Region Rank</i>
Amsterdam	32	\$62,427	4
Gloversville	28	\$73,942	1
Johnstown	24	\$60,792	5
Little Falls	14	\$59,896	6
Rome	82	\$66,831	3
Sherrill	1	\$11,802	7



# What They Make 2015-16

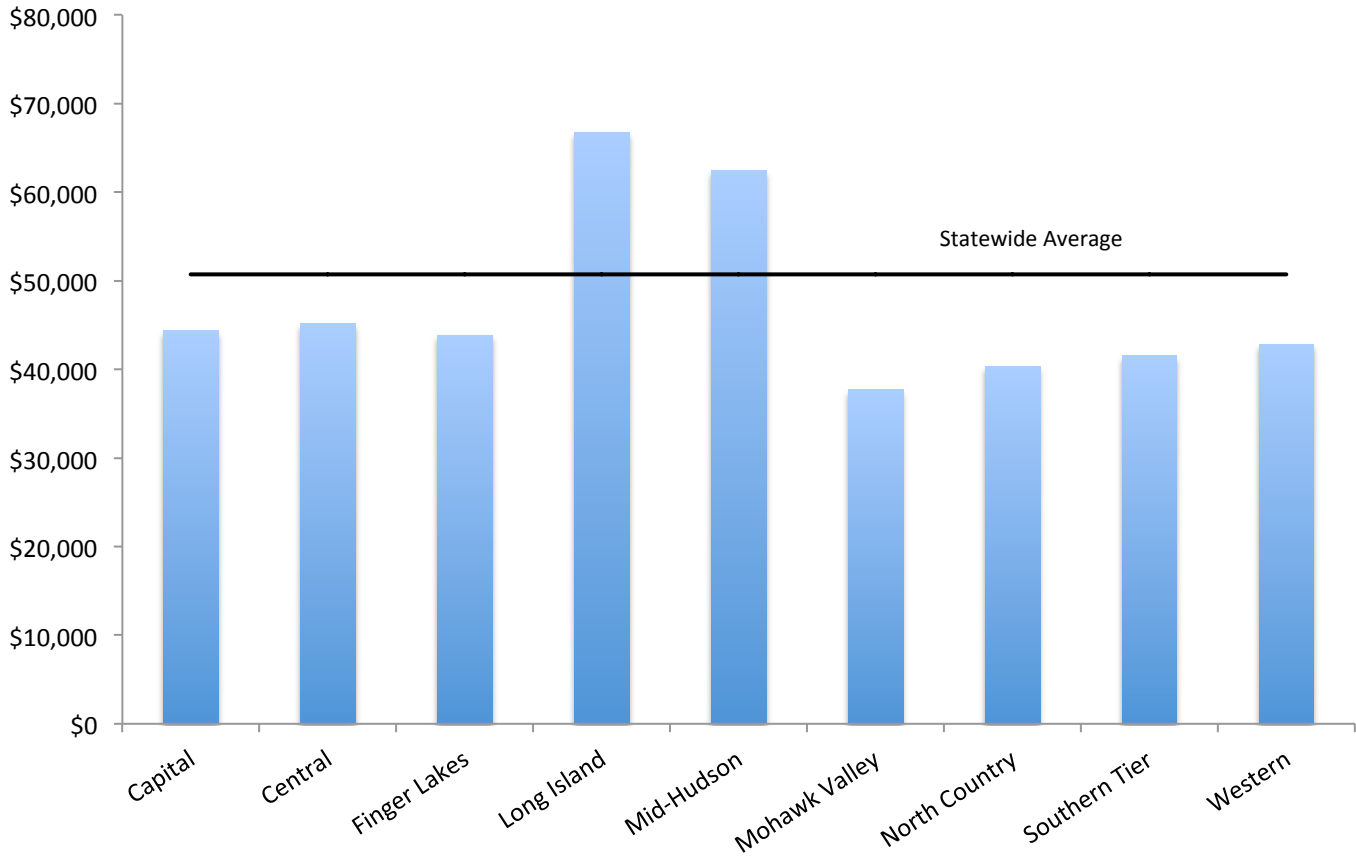
## Fire - Cities (con't.)

<b>Mohawk Valley (con't.)</b>	<i>Number of Employees</i>	<i>Average Pay</i>	<i>Region Rank</i>
Utica	114	\$70,371	2
<b>North Country</b>	<i>Number of Employees</i>	<i>Average Pay</i>	<i>Region Rank</i>
Ogdensburg	29	\$56,915	2
Plattsburgh	39	\$56,638	3
Watertown	74	\$68,667	1
<b>Southern Tier</b>	<i>Number of Employees</i>	<i>Average Pay</i>	<i>Region Rank</i>
Binghamton	125	\$71,552	3
Corning	26	\$46,929	7
Elmira	56	\$72,457	2
Hornell	25	\$64,535	4
Ithaca	61	\$81,431	1
Norwich	22	\$52,946	6

<b>Southern Tier (con't.)</b>	<i>Number of Employees</i>	<i>Average Pay</i>	<i>Region Rank</i>
Oneonta	33	\$55,180	5
<b>Western New York</b>	<i>Number of Employees</i>	<i>Average Pay</i>	<i>Region Rank</i>
Buffalo	669	\$80,557	1
Dunkirk	23	\$70,251	7
Jamestown	55	\$72,105	5
Lackawanna	49	\$70,791	6
Lockport	35	\$78,157	3
Niagara Falls	132	\$75,202	4
North Tonawanda	40	\$80,206	2
Olean	36	\$68,778	8
Salamanca	16	\$50,383	10
Tonawanda	28	\$67,466	9

# What They Make 2015-16

## Average Pay - General Employees - Counties



## General Employees - Counties

<b>Capital</b>	<i>Number of Employees</i>	<i>Average Pay</i>	<i>Region Rank</i>
Albany	2,437	\$46,060	2
Columbia	992	\$43,722	4
Greene	492	\$43,637	5
Rensselaer	2,055	\$42,361	6
Saratoga	1,095	\$50,675	1
Schenectady	1,477	\$46,000	3
Warren	987	\$39,265	7
Washington	615	\$39,003	8
<b>Central New York</b>	<i>Number of Employees</i>	<i>Average Pay</i>	<i>Region Rank</i>
Cayuga	804	\$41,269	4
Cortland	555	\$42,339	2
Madison	578	\$41,813	3
Onondaga	3,973	\$48,731	1
Oswego	1,062	\$38,096	5
<b>Finger Lakes</b>	<i>Number of Employees</i>	<i>Average Pay</i>	<i>Region Rank</i>
Genesee	927	\$36,856	9
Livingston	1,078	\$36,876	8
Monroe	4,785	\$47,225	2
Ontario	1,034	\$50,142	1
Orleans	354	\$40,704	5
Seneca	472	\$37,532	6
Wayne	935	\$45,438	3

<b>Finger Lakes (con't.)</b>	<i>Number of Employees</i>	<i>Average Pay</i>	<i>Region Rank</i>
Wyoming	901	\$37,308	7
Yates	263	\$43,956	4
<b>Long Island</b>	<i>Number of Employees</i>	<i>Average Pay</i>	<i>Region Rank</i>
Nassau	6,955	\$69,095	1
Suffolk	8,595	\$64,757	2
<b>Mid-Hudson</b>	<i>Number of Employees</i>	<i>Average Pay</i>	<i>Region Rank</i>
Dutchess	2,038	\$58,092	4
Orange	2,788	\$54,556	5
Putnam	658	\$64,950	2
Rockland	2,265	\$64,150	3
Sullivan	1,174	\$42,637	7
Ulster	1,486	\$51,287	6
Westchester	4,808	\$76,004	1
<b>Mohawk Valley</b>	<i>Number of Employees</i>	<i>Average Pay</i>	<i>Region Rank</i>
Fulton	557	\$36,002	5
Hamilton	136	\$36,684	3
Herkimer	705	\$27,006	6
Montgomery	441	\$36,633	4
Oneida	1,815	\$42,001	1
Schoharie	391	\$41,162	2

# What They Make 2015-16

## General Employees - Counties (con't.)

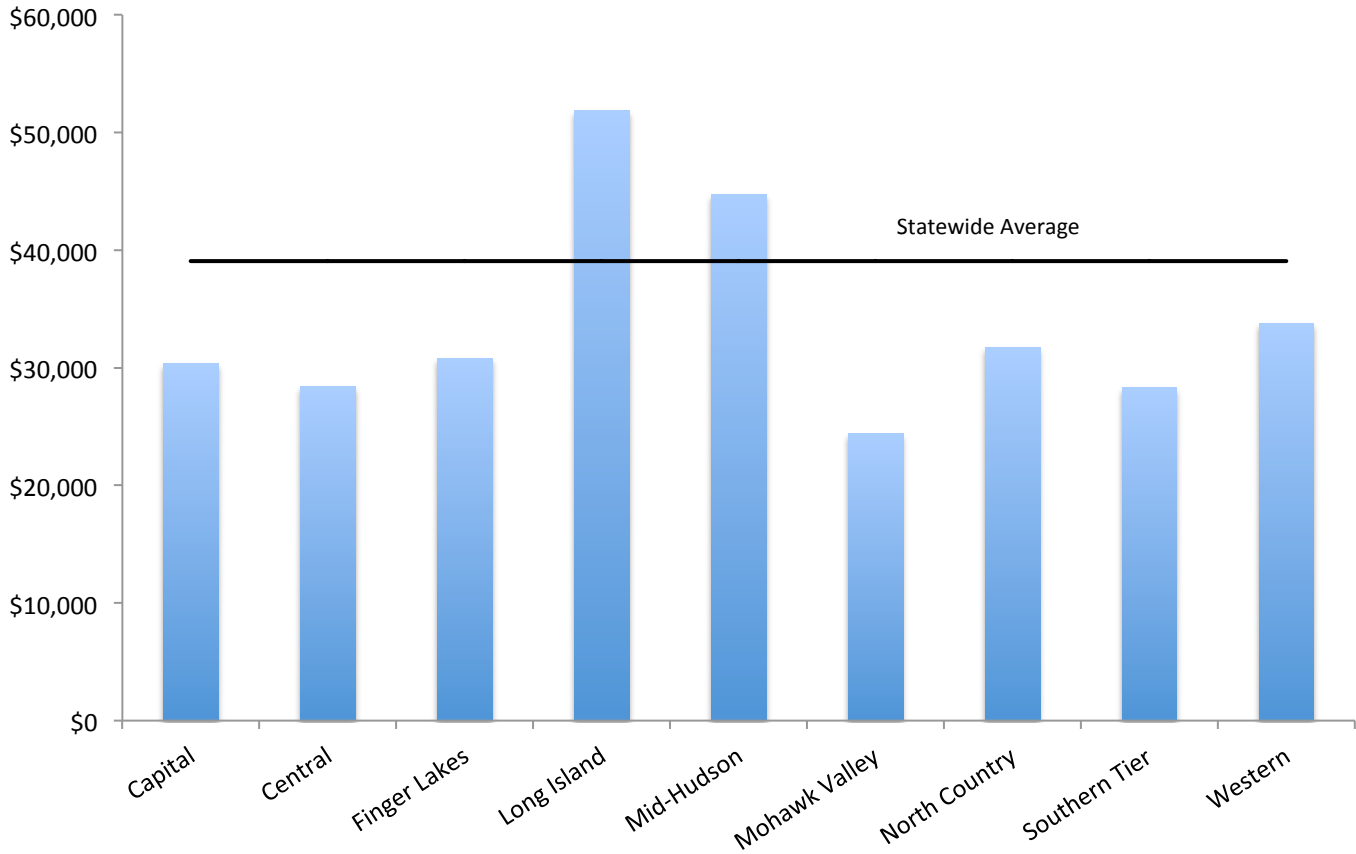
<b>North Country</b>	<i>Number of Employees</i>	<i>Average Pay</i>	<i>Region Rank</i>
Clinton	1,002	\$38,610	5
Essex	471	\$40,740	4
Franklin	573	\$33,591	6
Jefferson	971	\$42,242	2
Lewis	879	\$41,515	3
St Lawrence	810	\$43,696	1
<b>Southern Tier</b>	<i>Number of Employees</i>	<i>Average Pay</i>	<i>Region Rank</i>
Broome	2,254	\$40,695	5
Chemung	1,112	\$41,234	3
Chenango	565	\$36,026	8
Delaware	567	\$37,864	7

<b>Southern Tier (con't.)</b>	<i>Number of Employees</i>	<i>Average Pay</i>	<i>Region Rank</i>
Otsego	473	\$34,491	9
Schuyler	250	\$39,662	6
Steuben	853	\$44,659	2
Tioga	387	\$41,005	4
Tompkins	877	\$51,435	1
<b>Western New York</b>	<i>Number of Employees</i>	<i>Average Pay</i>	<i>Region Rank</i>
Allegany	538	\$40,641	4
Cattaraugus	1,170	\$38,970	5
Chautauqua	1,267	\$41,626	3
Erie	5,586	\$44,449	1
Niagara	1,712	\$41,785	2

Only 4 counties had police or fire employees. They are listed and ranked on page 4.

## What They Make 2015-16

### Average Pay - General Employees - Towns



### General Employees - Towns

<b>Capital</b>	<b>Number of Employees</b>	<b>Average Pay</b>	<b>Region Rank</b>
Ancram	8	\$30,326	23
Argyle	13	\$29,696	27
Ashland	20	\$9,813	106
Athens	11	\$39,679	4
Austerlitz	15	\$21,569	71
Ballston	45	\$26,160	45
Berlin	17	\$14,009	101
Berne	25	\$23,606	62
Bethlehem	271	\$39,227	5
Bolton	41	\$32,499	18
Brunswick	50	\$29,597	29
Cairo	57	\$18,726	91
Cambridge	16	\$12,194	103
Canaan	18	\$20,673	77
Catskill	70	\$23,643	61
Charlton	23	\$19,057	90
Chatham	22	\$30,260	24
Chester (Warren County)	38	\$29,824	26
Claverack	22	\$23,791	60
Clermont	6	\$26,439	43
Clifton Park	137	\$43,939	2
Coeymans	50	\$22,368	66
Colonie	561	\$43,903	3
Copake	19	\$20,350	81

<b>Capital (con't)</b>	<b>Number of Employees</b>	<b>Average Pay</b>	<b>Region Rank</b>
Corinth	52	\$25,285	50
Coxsackie	38	\$21,167	73
Day	16	\$26,463	42
Dresden	12	\$20,982	75
Duanesburg	21	\$25,018	52
Durham	26	\$21,112	74
East Greenbush	98	\$34,158	12
Easton	12	\$20,439	80
Edinburg	11	\$34,461	8
Fort Ann	24	\$20,001	83
Fort Edward	15	\$34,377	10
Galway	23	\$25,130	51
Germantown	12	\$26,563	40
Ghent	17	\$28,465	34
Glenville	58	\$45,714	1
Grafton	21	\$16,989	96
Granville	18	\$23,524	63
Green Island	5	\$13,566	102
Greenfield	40	\$30,551	21
Greenport	33	\$26,736	39
Greenville (Greene County)	18	\$29,658	28
Greenwich	25	\$14,788	99
Guilderland	250	\$33,912	14
Hadley	24	\$32,087	19



# What They Make 2015-16

## General Employees - Towns (con't.)

<i>Capital (con't.)</i>	<i>Number of Employees</i>	<i>Average Pay</i>	<i>Region Rank</i>
Hague	14	\$34,192	11
Halcott	3	\$28,789	33
Halfmoon	169	\$19,500	88
Hampton	8	\$9,872	105
Hartford	14	\$18,492	93
Hillsdale	13	\$25,287	49
Hoosick	29	\$19,585	86
Horicon	21	\$30,446	22
Hunter	35	\$20,516	79
Jackson	9	\$20,570	78
Jewett	10	\$28,027	37
Johnsburg	38	\$22,107	67
Kinderhook	27	\$25,330	48
Kingsbury	27	\$24,608	54
Knox	12	\$25,871	47
Lake George	59	\$26,862	38
Lake Luzerne	25	\$33,941	13
Lexington	13	\$19,840	85
Livingston	17	\$19,342	89
Malta	66	\$35,327	7
Milton	48	\$34,456	9
Moreau	48	\$26,021	46
Nassau	18	\$26,304	44
New Baltimore	23	\$21,471	72
New Lebanon	27	\$15,147	98
New Scotland	49	\$29,291	32
Niskayuna	161	\$33,622	16
North Greenbush	88	\$18,403	94
Northumberland	23	\$22,691	65
Petersburgh	7	\$23,901	58
Pittstown	23	\$23,943	57
Poestenkill	21	\$24,996	53
Prattville	10	\$14,437	100
Princeton	9	\$10,544	104
Providence	19	\$23,300	64
Putnam	10	\$24,195	56
Queensbury	187	\$31,732	20
Rensselaerville	15	\$28,114	36
Rotterdam	95	\$39,188	6
Salem	15	\$15,973	97
Sand Lake	42	\$26,530	41
Saratoga	18	\$28,297	35
Schaghticoke	29	\$21,574	70
Schodack	84	\$21,821	69
Stephentown	14	\$19,538	87
Stillwater	39	\$33,557	17
Stockport	8	\$30,110	25
Stony Creek	21	\$20,946	76
Stuyvesant	10	\$18,211	95
Taghkanic	10	\$24,402	55
Thurman	18	\$21,911	68
Warrensburg	33	\$33,766	15
Waterford	47	\$29,356	31
Westerlo	25	\$23,816	59
White Creek	10	\$19,853	84
Whitehall	14	\$20,228	82

<i>Capital (con't.)</i>	<i>Number of Employees</i>	<i>Average Pay</i>	<i>Region Rank</i>
Wilton	78	\$29,547	30
Windham	45	\$18,547	92
<i>Central New York</i>	<i>Number of Employees</i>	<i>Average Pay</i>	<i>Region Rank</i>
Albion (Oswego County)	9	\$24,310	47
Amboy	10	\$23,892	50
Aurelius	8	\$39,728	4
Brookfield	10	\$26,481	37
Brutus	21	\$16,658	81
Camillus	97	\$39,452	5
Cato	11	\$21,813	59
Cazenovia	27	\$29,074	28
Cicero	71	\$37,067	6
Cincinnatus	6	\$16,846	80
Clay	113	\$36,049	10
Conquest	7	\$26,148	41
Constantia	17	\$27,821	32
Cortlandville	40	\$44,388	1
Cuyler	9	\$15,147	84
De Witt	104	\$27,495	33
Deruyter	10	\$20,006	66
Eaton	12	\$24,226	49
Elbridge	20	\$27,828	31
Fabius	14	\$18,759	74
Fenner	12	\$19,374	71
Fleming	12	\$23,557	52
Geddes	55	\$30,464	21
Genoa	8	\$23,244	55
Georgetown	8	\$16,161	83
Granby	22	\$18,621	75
Hamilton	11	\$36,184	9
Hannibal	15	\$18,100	78
Harford	8	\$13,750	87
Hastings	22	\$36,790	8
Homer	16	\$18,362	77
Ira	18	\$12,414	88
LaFayette	22	\$28,284	30
Lapeer	6	\$14,872	85
Lebanon	10	\$19,864	67
Ledyard	9	\$17,253	79
Lenox	18	\$26,408	40
Lincoln	6	\$23,765	51
Locke	6	\$30,723	20
Lysander	40	\$29,161	27
Madison	10	\$29,691	25
Manlius	77	\$32,239	14
Marathon	7	\$23,234	56
Marcellus	28	\$20,814	64
Mentz	13	\$10,590	90
Mexico	28	\$19,659	68
Minetto	11	\$31,361	16
Montezuma	13	\$10,335	91
Moravia	13	\$19,412	70
Nelson	15	\$21,183	62
New Haven	19	\$25,115	44
Niles	8	\$24,256	48

# What They Make 2015-16

## General Employees - Towns (con't.)

<b>Central New York (con't.)</b>	<i>Number of Employees</i>	<i>Average Pay</i>	<i>Region Rank</i>
Onondaga	59	\$29,293	26
Orwell	19	\$16,440	82
Oswego	17	\$31,525	15
Otisco	11	\$27,191	35
Owasco	21	\$26,836	36
Palermo	16	\$25,113	45
Parish	15	\$20,296	65
Pompey	19	\$31,003	19
Preble	8	\$18,498	76
Redfield	10	\$22,603	57
Richland	30	\$29,905	23
Salina	66	\$40,808	3
Sandy Creek	22	\$26,461	38
Schroepfel	25	\$27,235	34
Scipio	6	\$33,342	13
Scott	11	\$14,663	86
Scriba	32	\$33,708	12
Sempronius	4	\$36,958	7
Sennett	9	\$43,543	2
Skaneateles	31	\$29,839	24
Smithfield	5	\$19,541	69
Solon	5	\$23,258	54
Spafford	9	\$25,287	43
Springport	9	\$21,642	61
Sterling	15	\$22,262	58
Stockbridge	7	\$21,799	60
Sullivan	41	\$31,155	18
Summerhill	10	\$21,107	63
Throop	8	\$26,459	39
Truxton	9	\$18,936	73
Tully	17	\$26,121	42
Van Buren	52	\$24,646	46
Venice	5	\$34,657	11
Victory	11	\$19,031	72
Virgil	17	\$23,488	53
Volney	17	\$29,951	22
West Monroe	15	\$31,246	17
Willet	10	\$11,229	89
Williamstown	8	\$28,409	29

<b>Finger Lakes</b>	<i>Number of Employees</i>	<i>Average Pay</i>	<i>Region Rank</i>
Alabama	11	\$22,036	91
Albion (Orleans County)	9	\$35,439	19
Alexander	20	\$13,536	124
Arcade	11	\$20,926	97
Arcadia	21	\$36,162	17
Attica	14	\$18,457	112
Avon	23	\$21,685	93
Barre	10	\$30,544	40
Barrington	10	\$32,545	30
Batavia	36	\$41,037	6
Bennington	16	\$18,862	110
Benton	9	\$37,259	12
Bergen	12	\$30,495	41
Bethany	13	\$19,659	107
Brighton (Monroe County)	157	\$45,553	2

<b>Finger Lakes (con't.)</b>	<i>Number of Employees</i>	<i>Average Pay</i>	<i>Region Rank</i>
Bristol	16	\$29,991	43
Butler	7	\$39,345	10
Byron	12	\$19,777	106
Caledonia	15	\$23,965	81
Canadice	13	\$28,898	46
Canandaigua	49	\$35,257	20
Carlton	14	\$28,228	52
Castile	14	\$20,760	100
Chili	126	\$31,479	35
Clarendon	11	\$30,571	39
Clarkson	33	\$29,203	45
Conesus	14	\$28,876	47
Covert	8	\$27,562	55
Covington	8	\$20,481	103
Darien	19	\$23,234	83
Eagle	8	\$24,397	74
East Bloomfield	22	\$26,180	59
Elba	8	\$24,635	71
Farmington	60	\$34,966	21
Fayette	19	\$17,686	115
Gaines	9	\$25,334	66
Gainesville	11	\$16,928	118
Galen	15	\$18,511	111
Gates	93	\$34,918	22
Genesee Falls	9	\$10,446	125
Geneseo	22	\$24,939	67
Geneva	19	\$44,835	3
Gorham	25	\$42,048	4
Greece	275	\$45,766	1
Groveland	18	\$19,359	109
Hamlin	42	\$24,570	72
Henrietta	184	\$25,819	62
Hopewell	16	\$39,781	9
Huron	20	\$24,823	69
Irondequoit	208	\$33,689	25
Italy	12	\$21,338	94
Java	11	\$17,925	113
Jerusalem	22	\$36,371	16
Junius	14	\$15,992	120
Kendall	17	\$20,848	98
Le Roy	24	\$17,814	114
Leicester	11	\$23,994	80
Lima	15	\$22,360	90
Livonia	30	\$26,091	60
Lodi	7	\$24,800	70
Lyons	24	\$20,532	102
Macedon	57	\$24,926	68
Manchester	23	\$33,222	26
Marion	26	\$26,778	57
Mendon	39	\$32,474	31
Middlebury	10	\$22,640	88
Middlesex	9	\$24,058	79
Milo	10	\$36,825	13
Mount Morris	14	\$25,440	65
Murray	15	\$22,981	85
Naples	17	\$32,655	29

# What They Make 2015-16

## General Employees - Towns (con't.)

<b>Finger Lakes (con't.)</b>	<b>Number of Employees</b>	<b>Average Pay</b>	<b>Region Rank</b>
North Dansville	12	\$19,369	108
Nunda	12	\$22,569	89
Oakfield	13	\$24,515	73
Ogden	82	\$30,429	42
Ontario	62	\$37,615	11
Orangeville	8	\$27,312	56
Ossian	6	\$20,737	101
Ovid	5	\$34,571	24
Palmyra	26	\$28,331	50
Parma	76	\$20,234	104
Pavilion	10	\$25,823	61
Pembroke	18	\$25,580	64
Penfield	171	\$33,076	27
Perinton	215	\$31,882	32
Perry	11	\$22,904	86
Phelps	22	\$34,711	23
Pike	13	\$15,888	121
Pittsford	160	\$35,657	18
Portage	10	\$21,279	95
Potter	7	\$31,513	34
Richmond	21	\$28,293	51
Ridgeway	15	\$32,968	28
Riga	45	\$16,375	119
Romulus	13	\$14,735	123
Rose	14	\$22,748	87
Rush	40	\$20,765	99
Savannah	9	\$24,260	77
Seneca	17	\$40,620	7
Seneca Falls	44	\$36,452	14
Shelby	17	\$27,819	54
Sheldon	13	\$24,121	78
Sodus	48	\$16,936	117
South Bristol	15	\$31,352	36
Sparta	8	\$21,995	92
Springwater	17	\$21,237	96
Stafford	11	\$24,287	76
Starkey	10	\$31,741	33
Sweden	58	\$25,610	63
Torrey	5	\$28,601	48
Tyre	8	\$23,112	84
Varick	5	\$24,305	75
Victor	110	\$28,434	49
Walworth	47	\$29,893	44
Warsaw	22	\$16,993	116
Waterloo	14	\$40,484	8
Webster	191	\$36,451	15
West Bloomfield	15	\$26,725	58
West Sparta	11	\$15,434	122
Wethersfield	5	\$41,157	5
Wheatland	33	\$23,804	82
Williamson	50	\$27,821	53
Wolcott	11	\$31,011	37
Yates	11	\$20,106	105
York	15	\$30,994	38
<b>Long Island</b>	<b>Number of Employees</b>	<b>Average Pay</b>	<b>Region Rank</b>
Babylon	605	\$41,139	11

<b>Long Island (con't.)</b>	<b>Number of Employees</b>	<b>Average Pay</b>	<b>Region Rank</b>
Brookhaven	1,373	\$47,655	7
East Hampton	312	\$46,216	9
Hempstead	2,971	\$54,261	4
Huntington	949	\$57,228	3
Islip	1,046	\$40,399	12
North Hempstead	534	\$59,212	2
Oyster Bay	1,315	\$65,937	1
Riverhead	239	\$46,809	8
Shelter Island	64	\$38,081	13
Smithtown	609	\$50,653	5
Southampton	576	\$43,401	10
Southold	252	\$49,666	6
<b>Mid-Hudson</b>	<b>Number of Employees</b>	<b>Average Pay</b>	<b>Region Rank</b>
Amenia	24	\$20,201	99
Bedford	108	\$62,890	5
Beekman	32	\$37,485	41
Bethel	52	\$29,405	74
Blooming Grove	57	\$42,042	28
Callicoon	27	\$25,125	89
Carmel	90	\$62,396	6
Chester (Orange County)	58	\$39,454	34
Clarkstown	392	\$66,247	4
Clinton (Dutchess County)	25	\$23,380	96
Cochecton	19	\$19,283	104
Cornwall	66	\$34,045	54
Cortlandt	177	\$59,540	9
Crawford	47	\$33,990	55
Deerpark	29	\$25,799	88
Delaware	18	\$31,144	68
Denning	15	\$24,233	92
Dover	24	\$35,030	49
East Fishkill	94	\$39,120	37
Eastchester	132	\$49,668	14
Esopus	37	\$34,150	53
Fallsburg	110	\$37,456	42
Fishkill	72	\$30,314	71
Forestburgh	19	\$26,603	84
Fremont (Sullivan County)	5	\$35,271	46
Gardiner	42	\$22,382	98
Goshen	33	\$41,793	29
Greenburgh	388	\$61,006	7
Greenville (Orange County)	21	\$26,185	87
Hamptonburgh	18	\$41,318	30
Hardenburgh	10	\$23,526	95
Harrison	168	\$67,816	2
Haverstraw	127	\$38,772	38
Highland	22	\$24,849	91
Highlands	71	\$19,429	103
Hurley	25	\$33,209	59
Hyde Park	68	\$27,410	81
Kent	83	\$45,600	19
Kingston	6	\$29,507	73
La Grange	61	\$36,267	44
Lewisboro	69	\$40,157	32
Liberty	76	\$28,669	77
Lloyd	61	\$33,039	60

# What They Make 2015-16

## General Employees - Towns (con't.)

<b>Mid-Hudson (con't.)</b>	<b>Number of Employees</b>	<b>Average Pay</b>	<b>Region Rank</b>
Lumberland	22	\$28,067	79
Mamakating	65	\$26,246	86
Mamaroneck	136	\$43,601	24
Marbletown	41	\$20,168	100
Marlborough	39	\$33,780	56
Milan	14	\$27,902	80
Minisink	15	\$32,396	62
Monroe	67	\$42,797	25
Montgomery	55	\$34,901	50
Mount Hope	24	\$29,242	75
Mount Kisco	110	\$43,734	23
Mount Pleasant	192	\$42,318	27
Neversink	55	\$24,913	90
New Castle	104	\$57,388	11
New Paltz	80	\$27,294	82
New Windsor	95	\$59,631	8
Newburgh	128	\$40,474	31
North Castle	115	\$59,007	10
North East	16	\$26,641	83
North Salem	44	\$48,159	16
Olive	41	\$28,805	76
Orangetown	226	\$66,822	3
Ossining	58	\$49,311	15
Patterson	78	\$35,051	48
Pawling	46	\$29,855	72
Pelham	30	\$38,146	40
Philipstown	44	\$39,249	36
Pine Plains	15	\$19,744	101
Plattekill	28	\$30,862	69
Pleasant Valley	25	\$31,342	67
Poughkeepsie	131	\$46,077	18
Pound Ridge	45	\$51,859	13
Putnam Valley	67	\$47,282	17
Ramapo	249	\$75,432	1
Red Hook	27	\$28,354	78
Rhinebeck	37	\$22,570	97
Rochester	22	\$37,091	43
Rockland	31	\$34,541	52
Rosendale	36	\$32,006	66
Rye	21	\$43,955	22
Saugerties	115	\$30,531	70
Shandaken	56	\$23,697	93
Shawangunk	34	\$23,693	94
Somers	83	\$44,218	21
Southeast	73	\$42,594	26
Stanford	19	\$26,467	85
Stony Point	112	\$35,617	45
Thompson	63	\$44,715	20
Tusten	13	\$34,802	51
Tuxedo	31	\$39,311	35
Ulster	87	\$32,139	64
Union Vale	37	\$19,707	102
Wallkill	121	\$39,946	33
Wappinger	64	\$38,370	39
Warwick	106	\$35,099	47
Washington	18	\$33,618	57
Wawarsing	78	\$33,598	58

<b>Mid-Hudson (con't.)</b>	<b>Number of Employees</b>	<b>Average Pay</b>	<b>Region Rank</b>
Wawayanda	38	\$32,167	63
Woodbury	74	\$32,860	61
Woodstock	60	\$32,097	65
Yorktown	223	\$52,040	12
<b>Mohawk Valley</b>	<b>Number of Employees</b>	<b>Average Pay</b>	<b>Region Rank</b>
Amsterdam	14	\$29,575	14
Annsville	10	\$33,759	6
Arietta	23	\$23,191	46
Ava	3	\$37,588	3
Benson	7	\$12,197	83
Bleecker	6	\$26,864	24
Blenheim	7	\$14,116	81
Boonville	12	\$31,364	10
Bridgewater	11	\$18,612	68
Broadalbin	9	\$24,456	40
Broome	12	\$18,540	70
Camden	20	\$21,696	57
Canajoharie	9	\$23,666	43
Carlisle	11	\$17,990	74
Caroga	24	\$18,562	69
Charleston	13	\$18,334	71
Cobleskill	16	\$25,654	32
Columbia	6	\$21,280	59
Conesville	5	\$17,688	75
Danube	3	\$37,691	2
Deerfield	16	\$27,402	23
Ephratah	12	\$21,073	60
Esperance	10	\$11,656	84
Fairfield	16	\$14,277	80
Florida	16	\$16,667	78
Floyd	25	\$22,463	53
Forestport	19	\$24,565	39
Frankfort	19	\$25,533	34
Fulton	14	\$17,628	76
German Flatts	24	\$25,854	31
Gilboa	10	\$38,983	1
Glen	11	\$22,856	50
Herkimer	23	\$22,941	49
Hope	12	\$11,515	85
Indian Lake	39	\$28,673	18
Inlet	30	\$22,599	52
Jefferson	10	\$27,468	22
Johnstown	20	\$34,120	5
Kirkland	35	\$31,089	11
Lake Pleasant	31	\$24,784	37
Lee	29	\$14,078	82
Litchfield	6	\$27,697	21
Little Falls	10	\$20,634	63
Long Lake	40	\$26,537	27
Manheim	9	\$18,331	72
Marcy	40	\$32,353	9
Marshall	9	\$30,130	13
Mayfield	17	\$25,599	33
Middleburgh	15	\$18,659	67
Minden	20	\$23,218	45
Mohawk	19	\$19,846	65

# What They Make 2015-16

## General Employees - Towns (con't.)

<b>Mohawk Valley (con't.)</b>	<b>Number of Employees</b>	<b>Average Pay</b>	<b>Region Rank</b>
Morehouse	9	\$22,163	55
New Hartford	95	\$27,701	20
Northampton	13	\$27,725	19
Ohio	15	\$21,434	58
Oppenheim	16	\$16,483	79
Palatine	14	\$18,851	66
Paris	36	\$22,168	54
Perth	15	\$21,999	56
Remsen	7	\$29,560	15
Richmondville	16	\$20,239	64
Root	12	\$23,081	48
Russia	14	\$18,060	73
Salisbury	14	\$24,159	42
Sangerfield	8	\$24,268	41
Schoharie	8	\$29,472	16
Schuyler	11	\$26,601	26
Sharon	7	\$23,385	44
St. Johnsville	8	\$22,714	51
Stark	7	\$30,258	12
Steuben	6	\$33,020	7
Stratford	11	\$20,829	61
Summit	13	\$20,674	62
Trenton	16	\$29,083	17
Vernon	20	\$24,625	38
Verona	25	\$32,863	8
Vienna	22	\$23,091	47
Warren	9	\$25,029	35
Webb	68	\$26,017	30
Wells	17	\$24,872	36
Western	8	\$34,171	4
Westmoreland	19	\$26,856	25
Whitestown	60	\$26,180	29
Winfield	6	\$26,223	28
Wright	11	\$17,319	77
<b>North Country</b>	<b>Number of Employees</b>	<b>Average Pay</b>	<b>Region Rank</b>
Adams	13	\$29,211	43
Alexandria	22	\$37,798	11
Altona	14	\$20,749	96
Antwerp	13	\$28,976	44
Au Sable	23	\$24,064	71
Bangor	10	\$22,418	85
Beekmantown	22	\$29,335	42
Bellmont	8	\$31,020	35
Black Brook	23	\$22,244	88
Bombay	2	\$37,458	12
Brandon	4	\$18,485	103
Brasher	15	\$22,359	86
Brighton (Franklin County)	12	\$15,997	110
Brownville	12	\$33,398	21
Canton	22	\$32,010	30
Cape Vincent	19	\$31,321	33
Champion	16	\$34,865	19
Champlain	15	\$37,191	14
Chateaugay	18	\$15,131	111
Chazy	17	\$25,111	64
Chesterfield	22	\$22,990	80

<b>North Country (con't.)</b>	<b>Number of Employees</b>	<b>Average Pay</b>	<b>Region Rank</b>
Clare	2	\$6,640	119
Clayton	35	\$26,318	58
Clifton	20	\$20,538	98
Clinton (Clinton County)	6	\$36,776	15
Colton	26	\$35,212	18
Croghan	16	\$27,460	53
Crown Point	15	\$24,803	66
Dannemora	17	\$12,130	116
De Kalb	10	\$21,202	93
De Peyster	8	\$8,921	118
Denmark	9	\$36,574	16
Diana	11	\$27,468	52
Dickinson (Franklin County)	7	\$14,616	114
Duane	4	\$31,942	31
Edwards	7	\$37,381	13
Elizabethtown	17	\$20,296	100
Ellenburg	14	\$25,285	63
Ellisburg	12	\$42,099	5
Essex	14	\$20,557	97
Fine	20	\$18,435	104
Fort Covington	10	\$17,518	106
Fowler	16	\$16,962	107
Franklin (Franklin County)	8	\$32,937	26
Gouverneur	14	\$36,001	17
Greig	8	\$21,123	94
Hammond	10	\$21,811	91
Harriestown	26	\$41,776	6
Harrisburg	7	\$24,790	67
Henderson	25	\$20,217	101
Hermon	7	\$28,619	47
Hopkinton	8	\$28,671	45
Hounsfield	19	\$29,756	40
Jay	23	\$24,201	69
Keene	30	\$23,241	79
Lawrence	9	\$16,849	108
Le Ray	24	\$32,036	29
Lewis (Essex County)	10	\$19,651	102
Lewis (Lewis County)	7	\$23,630	74
Leyden	6	\$20,310	99
Lisbon	22	\$24,988	65
Lorraine	11	\$24,184	70
Louisville	26	\$17,592	105
Lowville	14	\$22,725	81
Lyme	8	\$43,530	3
Lyonsdale	6	\$28,661	46
Macomb	7	\$23,637	73
Madrid	16	\$22,259	87
Malone	26	\$32,946	25
Martinsburg	12	\$25,819	61
Massena	449	\$49,465	1
Minerva	25	\$16,511	109
Moir	9	\$21,307	92
Montague	4	\$10,386	117
Mooers	20	\$20,785	95
Moriah	33	\$27,897	50
Morristown	10	\$32,247	28
New Bremen	11	\$28,005	49

# What They Make 2015-16

## General Employees - Towns (con't.)

<b>North Country (con't.)</b>	<b>Number of Employees</b>	<b>Average Pay</b>	<b>Region Rank</b>
Newcomb	25	\$44,471	2
Norfolk	18	\$26,066	59
North Elba	45	\$31,942	32
North Hudson	11	\$12,744	115
Orleans	21	\$33,180	23
Osceola	5	\$23,286	78
Oswegatchie	18	\$27,697	51
Pamelia	7	\$22,672	83
Parishville	14	\$34,437	20
Peru	40	\$24,405	68
Philadelphia	11	\$30,066	39
Piercefield	5	\$33,136	24
Pierrepont	9	\$41,193	7
Pinckney	6	\$14,703	112
Pitcairn	4	\$25,454	62
Plattsburgh	67	\$42,235	4
Potsdam	27	\$38,081	9
Rodman	9	\$30,727	36
Rossie	5	\$27,060	55
Russell	12	\$30,628	37
Rutland	16	\$21,900	89
Santa Clara	6	\$31,247	34
Saranac	21	\$23,551	76
Schroon	37	\$22,624	84
Schuyler Falls	16	\$27,006	57
St. Armand	12	\$23,867	72
Stockholm	11	\$32,826	27
Theresa	17	\$28,009	48
Ticonderoga	42	\$30,078	38
Tupper Lake	21	\$27,029	56
Turin	8	\$22,684	82
Waddington	9	\$29,490	41
Watertown	14	\$40,475	8
Watson	11	\$33,252	22
Waverly	12	\$23,566	75
West Turin	11	\$25,868	60
Westport	16	\$23,369	77
Westville	11	\$14,665	113
Willsboro	29	\$21,835	90
Wilmington	18	\$27,205	54
Wilna	13	\$37,865	10
<b>Southern Tier</b>	<b>Number of Employees</b>	<b>Average Pay</b>	<b>Region Rank</b>
Addison	7	\$18,211	126
Afton	13	\$20,339	115
Andes	17	\$22,944	101
Avoca	14	\$27,097	67
Bainbridge	11	\$19,843	119
Baldwin	4	\$18,953	124
Barker	12	\$30,446	38
Barton	14	\$30,145	40
Bath	27	\$33,201	21
Berkshire	7	\$27,442	63
Big Flats	46	\$27,028	68
Binghamton	23	\$33,544	18
Bovina	14	\$16,698	136
Bradford	8	\$12,699	142

<b>Southern Tier (con't.)</b>	<b>Number of Employees</b>	<b>Average Pay</b>	<b>Region Rank</b>
Burlington	7	\$37,305	9
Butternuts	7	\$31,392	32
Cameron	5	\$25,650	83
Campbell	19	\$20,423	114
Candor	18	\$26,954	70
Canistota	12	\$20,161	116
Caroline	13	\$31,906	27
Catharine	5	\$23,014	99
Catlin	12	\$18,112	129
Caton	18	\$12,838	141
Cayuta	4	\$19,624	120
Chemung	14	\$33,127	22
Chenango	39	\$37,185	10
Cherry Valley	15	\$20,466	112
Cohocton	25	\$15,574	139
Colchester	29	\$22,623	105
Colesville	17	\$33,509	19
Columbus	8	\$18,308	125
Conklin	27	\$28,342	51
Corning	22	\$26,099	75
Coventry	7	\$25,742	82
Danby	17	\$31,832	29
Dansville	7	\$28,424	50
Davenport	12	\$25,994	77
Delhi	18	\$22,968	100
Deposit	10	\$27,695	59
Dickinson (Broome County)	18	\$29,149	45
Dix	7	\$33,797	17
Dryden	40	\$39,041	6
Edmeston	10	\$19,899	117
Elmira	38	\$30,927	35
Enfield	11	\$30,250	39
Erin	12	\$17,216	135
Erwin	28	\$44,683	2
Exeter	6	\$27,917	56
Fenton	27	\$28,922	47
Franklin (Delaware County)	13	\$31,145	33
Fremont (Steuben County)	9	\$28,097	54
Greene	25	\$24,412	88
Greenwood	8	\$18,202	127
Groton	24	\$28,854	48
Guilford	16	\$22,589	106
Hamden	10	\$27,363	65
Hancock	28	\$29,647	43
Harpersfield	13	\$24,143	92
Hartwick	19	\$19,884	118
Hector	21	\$35,288	16
Hornby	7	\$31,024	34
Hornellsville	13	\$22,081	110
Horseheads	37	\$29,686	42
Howard	11	\$33,298	20
Ithaca	79	\$48,128	1
Jasper	10	\$22,531	107
Kirkwood	29	\$26,016	76
Kortright	10	\$27,700	58
Lansing	35	\$41,631	4
Laurens	9	\$26,603	73

# What They Make 2015-16

## General Employees - Towns (con't.)

<b>Southern Tier (con't.)</b>	<b>Number of Employees</b>	<b>Average Pay</b>	<b>Region Rank</b>
Lincklaen	3	\$17,750	131
Lindley	6	\$31,870	28
Lisle	13	\$24,939	85
Maine	13	\$28,941	46
Maryland	17	\$14,127	140
Masonville	8	\$24,711	86
Mcdonough	8	\$18,043	130
Meredith	16	\$17,449	132
Middlefield	18	\$15,711	138
Middletown	31	\$35,688	14
Milford	11	\$20,441	113
Montour	7	\$22,936	102
Morris	7	\$32,483	24
Nanticoke	9	\$19,385	121
New Berlin	12	\$26,992	69
New Lisbon	9	\$23,348	95
Newark Valley	14	\$22,757	103
Newfield	15	\$35,830	12
Nichols	13	\$22,721	104
North Norwich	7	\$27,104	66
Norwich	11	\$22,105	109
Oneonta	23	\$31,519	31
Orange	8	\$25,972	78
Otego	11	\$25,951	79
Otsego	11	\$19,283	122
Otselic	10	\$11,225	143
Owego	63	\$32,177	26
Oxford	9	\$26,845	71
Pharsalia	5	\$28,013	55
Pitcher	6	\$20,591	111
Pittsfield	9	\$17,290	134
Plainfield	6	\$9,111	145
Plymouth	9	\$27,447	62
Prattsburgh	11	\$38,006	7
Preston	6	\$24,154	91
Pulteney	11	\$24,363	89
Rathbone	8	\$15,987	137
Reading	7	\$32,510	23
Richfield	8	\$31,570	30
Richford	5	\$40,879	5
Roseboom	5	\$28,259	52
Roxbury	24	\$28,726	49
Sanford	18	\$28,129	53
Sherburne	12	\$32,453	25
Sidney	14	\$29,212	44
Smithville	11	\$17,365	133
Smyrna	6	\$23,039	98
Southport	23	\$35,364	15
Spencer	8	\$35,692	13
Springfield	6	\$23,329	96
Stamford	11	\$22,246	108
Thurston	4	\$37,394	8
Tioga	17	\$23,515	94
Tompkins	13	\$23,168	97
Triangle	8	\$30,782	36
Troupsburg	9	\$27,515	60
Tuscarora	14	\$9,930	144

<b>Southern Tier (con't.)</b>	<b>Number of Employees</b>	<b>Average Pay</b>	<b>Region Rank</b>
Tyrone	8	\$25,791	81
Ulysses	23	\$18,173	128
Unadilla	10	\$26,288	74
Union	156	\$26,686	72
Urbana	12	\$24,550	87
Van Etten	10	\$24,205	90
Vestal	123	\$35,972	11
Veteran	15	\$24,140	93
Walton	18	\$27,472	61
Wayland	13	\$27,833	57
Wayne	6	\$25,805	80
West Union	7	\$19,099	123
Westford	4	\$30,018	41
Wheeler	9	\$25,451	84
Windsor	23	\$30,652	37
Woodhull	4	\$42,525	3
Worcester	13	\$27,416	64

<b>Western New York</b>	<b>Number of Employees</b>	<b>Average Pay</b>	<b>Region Rank</b>
Alden	35	\$19,099	89
Alfred	7	\$30,009	31
Allegany	24	\$30,505	30
Allen	4	\$18,458	93
Alma	9	\$22,372	74
Almond	8	\$34,006	19
Amherst	576	\$45,323	1
Amity	13	\$17,047	102
Andover	9	\$20,877	85
Angelica	11	\$25,527	54
Arkwright	9	\$18,542	92
Ashford	15	\$18,771	91
Aurora	62	\$24,864	59
Belfast	7	\$29,289	34
Birdsall	4	\$25,968	50
Bolivar	7	\$31,887	26
Boston	33	\$25,430	55
Brant	17	\$16,852	105
Burns	7	\$21,826	78
Busti	23	\$29,931	32
Cambria	26	\$28,766	37
Caneadea	9	\$29,058	35
Carroll	14	\$33,838	20
Carrollton	11	\$23,749	64
Centerville	3	\$32,977	24
Charlotte	12	\$16,140	110
Chautauqua	21	\$38,655	10
Cheektowaga	456	\$40,713	5
Cherry Creek	8	\$23,734	65
Clarence	160	\$37,419	13
Clarksville	5	\$35,591	17
Clymer	14	\$14,550	118
Colden	30	\$14,695	117
Coldspring	9	\$12,727	120
Collins	23	\$16,828	106
Concord	28	\$22,707	72
Conewango	7	\$25,112	58
Cuba	18	\$16,240	108

# What They Make 2015-16

## General Employees - Towns (con't.)

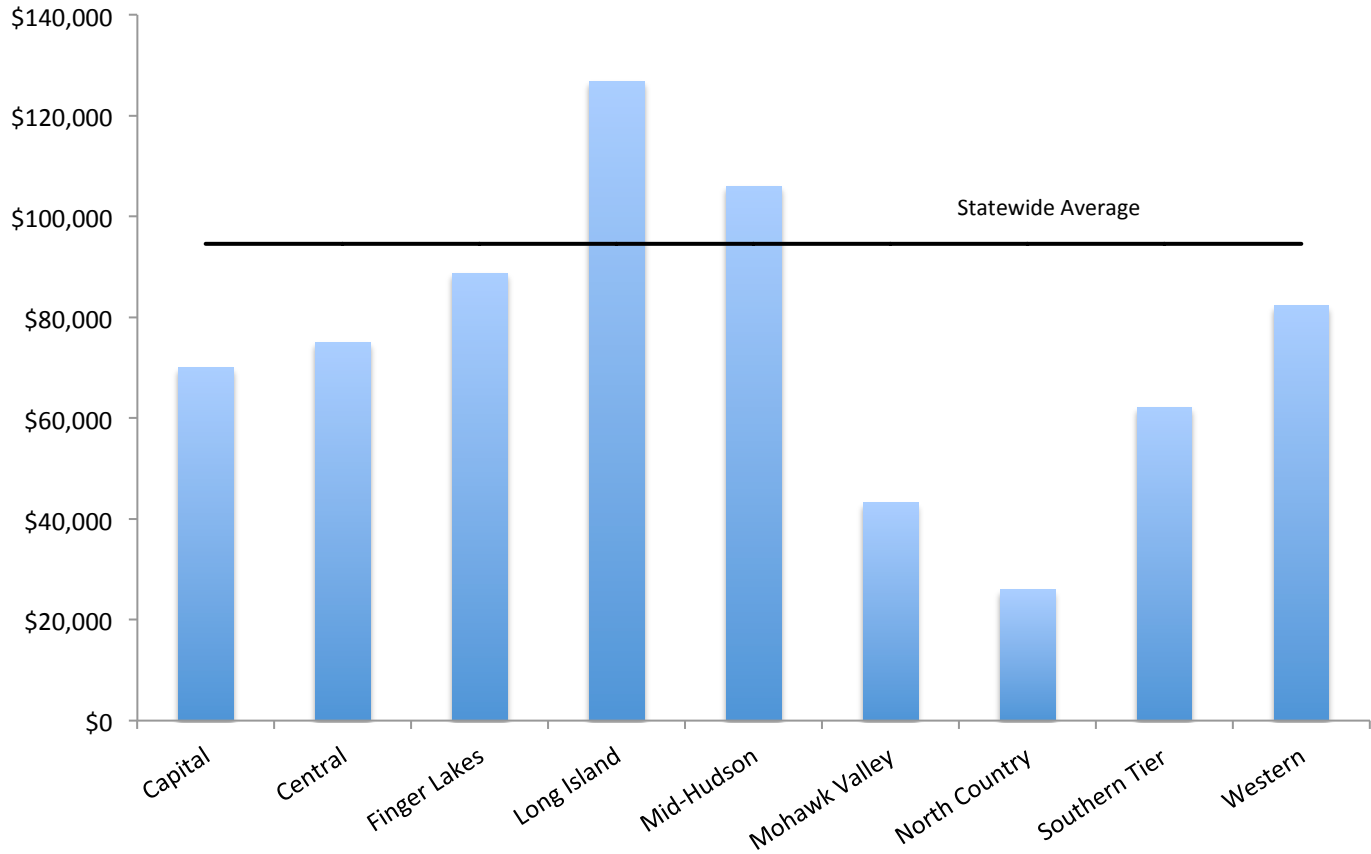
<b>Western New York (con't.)</b>	<b>Number of Employees</b>	<b>Average Pay</b>	<b>Region Rank</b>
Dayton	11	\$12,602	121
Dunkirk	7	\$27,242	45
East Otto	7	\$31,658	27
Eden	80	\$14,945	115
Ellery	14	\$40,007	7
Ellicott	24	\$28,001	43
Ellicottville	18	\$28,110	42
Ellington	12	\$17,734	100
Elma	54	\$34,668	18
Evans	105	\$27,228	46
Farmersville	8	\$19,025	90
Franklinville	12	\$21,052	84
Freedom	14	\$17,781	99
French Creek	8	\$22,981	68
Friendship	21	\$20,439	86
Genesee	7	\$28,411	40
Gerry	18	\$16,358	107
Grand Island	132	\$37,503	12
Granger	4	\$37,573	11
Great Valley	13	\$21,669	80
Grove	8	\$22,768	71
Hamburg	206	\$41,809	4
Hanover	27	\$33,259	22
Harmony	10	\$20,193	87
Hartland	14	\$44,078	2
Hinsdale	12	\$25,222	57
Holland	30	\$17,047	103
Hume	11	\$24,342	61
Humphrey	8	\$15,348	114
Independence	8	\$24,631	60
Ischua	8	\$15,761	111
Kiantone	11	\$18,290	94
Lancaster	134	\$36,061	16
Leon	7	\$22,858	70
Lewiston	91	\$38,885	9
Little Valley	11	\$17,593	101
Lockport	55	\$36,168	14
Lyndon	5	\$25,571	53
Machias	12	\$22,478	73
Mansfield	8	\$28,664	39
Marilla	20	\$28,724	38
Mina	13	\$16,909	104
Napoli	10	\$18,191	95
New Albion	13	\$14,772	116

<b>Western New York (con't.)</b>	<b>Number of Employees</b>	<b>Average Pay</b>	<b>Region Rank</b>
New Hudson	4	\$29,760	33
Newfane	39	\$36,126	15
Newstead	38	\$23,029	67
Niagara	59	\$30,857	28
North Collins	25	\$15,502	113
North Harmony	19	\$21,552	81
Olean	7	\$27,044	47
Orchard Park	121	\$39,807	8
Otto	8	\$22,158	75
Pendleton	29	\$27,696	44
Perrysburg	15	\$15,513	112
Persia	8	\$17,860	97
Poland	20	\$16,171	109
Pomfret	23	\$26,536	49
Porter	34	\$19,593	88
Portland	15	\$32,984	23
Portville	12	\$24,128	63
Randolph	25	\$22,960	69
Red House	6	\$4,743	125
Ripley	19	\$25,249	56
Royalton	33	\$25,929	51
Rushford	15	\$21,426	82
Salamanca	7	\$10,160	124
Sardinia	16	\$21,077	83
Scio	16	\$10,648	123
Sheridan	17	\$17,791	98
Sherman	7	\$23,324	66
Somerset	24	\$24,277	62
South Valley	2	\$32,294	25
Stockton	10	\$26,651	48
Tonawanda	543	\$40,510	6
Villanova	9	\$21,753	79
Wales	23	\$13,965	119
Ward	6	\$22,042	77
Wellsville	19	\$25,677	52
West Almond	3	\$28,770	36
West Seneca	213	\$42,477	3
Westfield	16	\$28,330	41
Wheatfield	74	\$30,821	29
Willing	6	\$33,420	21
Wilson	28	\$18,186	96
Wirt	11	\$11,758	122
Yorkshire	14	\$22,060	76



# What They Make 2015-16

## Average Pay - Police - Towns



## Police - Towns

<b>Capital</b>	<i>Number of Employees</i>	<i>Average Pay</i>	<i>Region Rank</i>
Bethlehem	39	\$92,636	2
Cairo	13	\$12,271	13
Coeymans	20	\$26,150	11
Colonie	110	\$87,038	3
East Greenbush	23	\$80,845	5
Germantown	2	\$4,045	17
Glenville	22	\$80,256	6
Greenport	6	\$4,547	16
Guilderland	35	\$94,996	1
Hunter	11	\$14,881	12
Niskayuna	28	\$85,947	4
North Greenbush	19	\$58,103	9
Rotterdam	44	\$79,817	7
Schodack	15	\$43,215	10
Stillwater	13	\$11,155	14
Stockport	2	\$574	18
Waterford	10	\$61,410	8
Windham	10	\$9,964	15
<b>Central New York</b>	<i>Number of Employees</i>	<i>Average Pay</i>	<i>Region Rank</i>
Camillus	25	\$75,162	3
Cicero	17	\$66,724	4
De Witt	43	\$78,018	2
Geddes	17	\$63,242	5

<b>Central New York (con't.)</b>	<i>Number of Employees</i>	<i>Average Pay</i>	<i>Region Rank</i>
Manlius	36	\$80,788	1
<b>Finger Lakes</b>	<i>Number of Employees</i>	<i>Average Pay</i>	<i>Region Rank</i>
Brighton (Monroe County)	41	\$96,911	1
Gates	30	\$94,437	5
Greece	101	\$95,243	3
Irondequoit	50	\$94,576	4
Macedon	10	\$42,281	8
Nunda	7	\$8,616	9
Ogden	11	\$95,378	2
Seneca Falls	19	\$59,036	7
Webster	31	\$91,149	6
<b>Long Island</b>	<i>Number of Employees</i>	<i>Average Pay</i>	<i>Region Rank</i>
East Hampton	67	\$118,415	5
Riverhead	91	\$133,252	1
Shelter Island	10	\$130,195	2
Southampton	105	\$124,969	4
Southold	53	\$129,629	3
<b>Mid-Hudson</b>	<i>Number of Employees</i>	<i>Average Pay</i>	<i>Region Rank</i>
Bedford	40	\$134,133	7
Blooming Grove	13	\$87,544	25
Carmel	31	\$138,855	5

# What They Make 2015-16

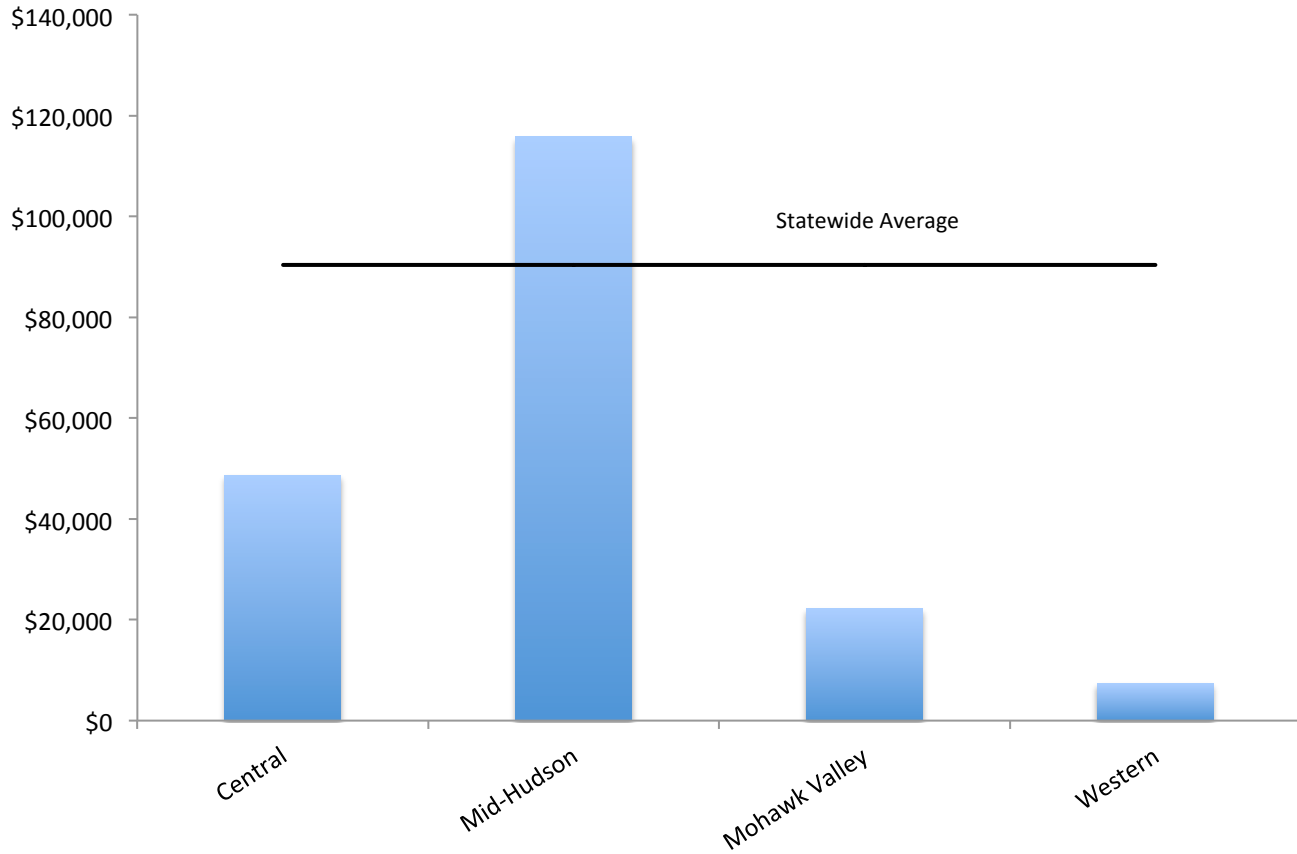
## Police - Towns (con't.)

<b>Mid-Hudson (con't.)</b>	<b>Number of Employees</b>	<b>Average Pay</b>	<b>Region Rank</b>
Chester (Orange County)	16	\$90,756	21
Clarkstown	161	\$172,569	2
Cornwall	17	\$49,094	37
Crawford	10	\$74,877	28
Deerpark	13	\$34,190	41
East Fishkill	29	\$107,458	17
Eastchester	50	\$107,215	18
Fallsburg	20	\$88,938	22
Fishkill	27	\$25,090	45
Goshen	12	\$74,743	29
Greenburgh	116	\$130,265	9
Harrison	65	\$123,447	10
Haverstraw	66	\$141,492	4
Highlands	22	\$12,645	52
Hyde Park	19	\$71,382	30
Kent	22	\$79,462	26
Lewisboro	8	\$68,483	31
Lloyd	20	\$42,321	38
Mamaroneck	37	\$121,616	14
Marlborough	23	\$37,206	40
Montgomery	20	\$76,241	27
Mount Hope	14	\$16,675	47
Mount Kisco	28	\$56,854	35
Mount Pleasant	41	\$123,055	12
New Castle	35	\$123,281	11
New Paltz	32	\$59,052	33
New Windsor	38	\$102,115	19
Newburgh	50	\$88,426	23
North Castle	31	\$136,609	6
North Salem	7	\$23,958	46
Olive	10	\$13,141	51
Orangetown	79	\$142,340	3
Pine Plains	1	\$9,567	53
Plattekill	19	\$15,704	49
Poughkeepsie	75	\$97,544	20
Pound Ridge	13	\$32,498	42
Ramapo	102	\$180,235	1
Rosendale	16	\$14,790	50
Saugerties	28	\$57,348	34
Shandaken	12	\$16,000	48
Shawangunk	17	\$25,118	44
Somers	3	\$31,604	43
Stony Point	28	\$132,682	8
Tuxedo	12	\$120,053	13
Ulster	34	\$55,053	36
Wallkill	47	\$63,904	32

<b>Mid-Hudson (con't.)</b>	<b>Number of Employees</b>	<b>Average Pay</b>	<b>Region Rank</b>
Warwick	39	\$87,934	24
Woodbury	18	\$112,292	15
Woodstock	19	\$37,409	39
Yorktown	55	\$109,739	16
<b>Mohawk Valley</b>	<b>Number of Employees</b>	<b>Average Pay</b>	<b>Region Rank</b>
Frankfort	11	\$10,553	6
Inlet	2	\$32,617	4
Kirkland	15	\$23,889	5
New Hartford	23	\$75,542	1
Webb	7	\$46,708	2
Whitestown	11	\$34,085	3
<b>North Country</b>	<b>Number of Employees</b>	<b>Average Pay</b>	<b>Region Rank</b>
Moriah	2	\$44,551	1
Norfolk	9	\$4,588	3
Ticonderoga	11	\$39,985	2
<b>Southern Tier</b>	<b>Number of Employees</b>	<b>Average Pay</b>	<b>Region Rank</b>
Cohocton	2	\$13,526	4
Colchester	7	\$14,943	3
New Berlin	3	\$38,572	2
Vestal	32	\$77,573	1
<b>Western New York</b>	<b>Number of Employees</b>	<b>Average Pay</b>	<b>Region Rank</b>
Amherst	149	\$109,282	1
Brant	13	\$7,722	16
Carroll	2	\$15,907	15
Cheektowaga	129	\$93,329	4
Cuba	9	\$26,794	12
Eden	11	\$27,536	11
Ellicott	20	\$48,096	9
Ellicottville	11	\$24,550	14
Evans	30	\$70,086	8
Friendship	9	\$6,191	19
Grand Island	15	\$5,633	20
Hamburg	60	\$92,020	6
Independence	1	\$7,611	17
Lancaster	49	\$100,296	2
Lewiston	25	\$28,412	10
Niagara	24	\$25,083	13
Orchard Park	32	\$93,112	5
Somerset	2	\$6,267	18
Tonawanda	102	\$87,748	7
West Seneca	68	\$96,317	3
Willing	1	\$686	21

## What They Make 2015-16

### Average Pay - Fire - Towns



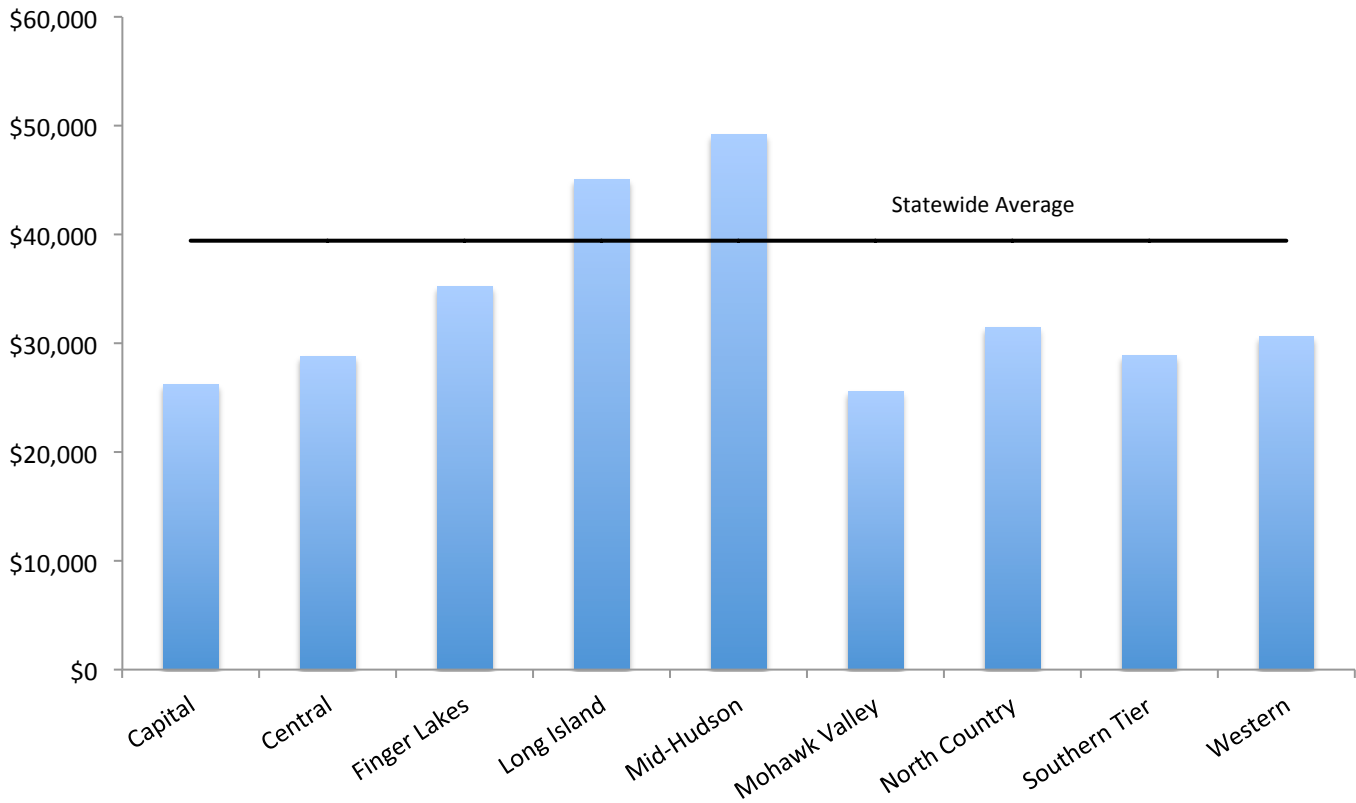
### Fire - Towns

<b>Central New York</b>	<i>Number of Employees</i>	<i>Average Pay</i>	<i>Region Rank</i>
Tully	8	\$48,699	1
<b>Mid-Hudson</b>	<i>Number of Employees</i>	<i>Average Pay</i>	<i>Region Rank</i>
Cornwall	1	\$185	6
Harrison	13	\$145,434	1
Mamaroneck	12	\$110,708	3
New Windsor	2	\$134,208	2
Pound Ridge	2	\$40,977	4
Wallkill	1	\$19,564	5

<b>Mohawk Valley</b>	<i>Number of Employees</i>	<i>Average Pay</i>	<i>Region Rank</i>
Kirkland	1	\$15,949	2
New Hartford	2	\$25,320	1
<b>Western New York</b>	<i>Number of Employees</i>	<i>Average Pay</i>	<i>Region Rank</i>
Grand Island	1	\$5,186	1
Lewiston	2	\$8,532	2

## What They Make 2015-16

### Average Pay - General Employees - Villages



### General Employees - Villages

<b>Capital</b>	<b>Number of Employees</b>	<b>Average Pay</b>	<b>Region Rank</b>
Altamont	17	\$22,119	25
Athens	10	\$23,735	24
Ballston Spa	23	\$39,612	2
Cambridge	14	\$12,391	34
Castleton-On-Hudson	24	\$18,850	28
Catskill	36	\$35,333	6
Chatham	5	\$20,980	26
Colonie	54	\$31,744	11
Corinth	28	\$24,530	22
Coxsackie	27	\$24,884	21
Delanson	3	\$9,463	36
Fort Ann	1	\$34,039	8
Fort Edward	16	\$31,771	10
Granville	14	\$34,611	7
Green Island	49	\$17,668	31
Greenwich	13	\$24,048	23
Hoosick Falls	15	\$30,721	12
Hudson Falls	22	\$37,049	3
Hunter	12	\$17,211	32
Kinderhook	9	\$18,730	29
Lake George	32	\$30,098	13
Menands	54	\$18,467	30
Nassau	9	\$11,972	35
Philmont	7	\$45,921	1

<b>Capital (con't)</b>	<b>Number of Employees</b>	<b>Average Pay</b>	<b>Region Rank</b>
Ravena	26	\$26,448	18
Round Lake	6	\$36,745	4
Salem	2	\$33,808	9
Schuylerville	13	\$25,593	20
Scotia	35	\$36,213	5
South Glens Falls	20	\$29,118	15
Stillwater	8	\$26,661	17
Tannersville	9	\$19,913	27
Valatie	6	\$29,421	14
Victory	7	\$26,378	19
Voorheesville	24	\$14,756	33
Waterford	6	\$4,501	37
Whitehall	16	\$29,055	16

<b>Central New York</b>	<b>Number of Employees</b>	<b>Average Pay</b>	<b>Region Rank</b>
Aurora	5	\$23,662	24
Baldwinsville	38	\$33,105	8
Camillus	10	\$18,770	33
Canastota	24	\$27,776	16
Cato	3	\$22,930	26
Cayuga	6	\$30,714	11
Cazenovia	26	\$22,904	27
Central Square	8	\$31,626	10
Chittenango	19	\$28,775	14

# What They Make 2015-16

## General Employees - Villages (con't.)

<b>Central New York (Con't.)</b>	<i>Number of Employees</i>	<i>Average Pay</i>	<i>Region Rank</i>
Cleveland	5	\$24,906	21
Deruyter	4	\$7,865	38
East Syracuse	29	\$24,877	22
Elbridge	10	\$15,248	35
Fair Haven	15	\$25,276	19
Fayetteville	23	\$29,969	12
Hamilton	40	\$36,541	6
Homer	30	\$21,012	30
Jordan	9	\$20,103	31
Liverpool	17	\$21,900	29
Manlius	32	\$23,076	25
Marathon	11	\$39,912	4
Marcellus	11	\$32,076	9
Mcgraw	11	\$18,394	34
Mexico	9	\$41,304	3
Minoa	31	\$26,836	17
Moravia	7	\$39,207	5
Morrisville	5	\$26,472	18
North Syracuse	31	\$23,937	23
Parish	1	\$7,952	37
Phoenix	12	\$29,896	13
Port Byron	9	\$19,833	32
Pulaski	16	\$25,094	20
Sandy Creek	2	\$13,924	36
Skaneateles	17	\$41,390	2
Solvay	63	\$41,765	1
Tully	5	\$35,036	7
Union Springs	8	\$28,318	15
Weedsport	15	\$22,504	28
<b>Finger Lakes</b>	<i>Number of Employees</i>	<i>Average Pay</i>	<i>Region Rank</i>
Albion	37	\$41,137	14
Alexander	2	\$33,995	25
Arcade	30	\$53,579	3
Attica	36	\$17,936	55
Avon	23	\$27,465	36
Bergen	10	\$55,265	2
Bloomfield	8	\$32,540	27
Brockport	34	\$36,961	20
Caledonia	17	\$18,754	53
Castile	7	\$31,660	30
Churchville	19	\$39,082	17
Clifton Springs	11	\$34,214	24
Clyde	15	\$26,499	38
Corfu	7	\$18,264	54
Dansville	22	\$39,754	16
Dresden	3	\$23,495	43
Dundee	13	\$24,658	41
East Rochester	60	\$31,411	31
Elba	3	\$20,377	50
Fairport	75	\$51,223	5
Geneseo	16	\$47,490	7
Hilton	26	\$42,429	11
Holley	13	\$31,197	32
Honeoye Falls	29	\$24,549	42
Interlaken	2	\$35,500	22

<b>Finger Lakes (con't.)</b>	<i>Number of Employees</i>	<i>Average Pay</i>	<i>Region Rank</i>
Le Roy	14	\$44,718	10
Leicester	1	\$6,667	58
Lima	9	\$36,716	21
Livonia	6	\$28,778	35
Lyndonville	8	\$29,470	34
Lyons	14	\$16,921	56
Macedon	14	\$20,555	49
Manchester	8	\$38,917	18
Medina	17	\$46,489	8
Mount Morris	14	\$41,273	13
Naples	13	\$19,273	52
Newark	33	\$55,520	1
Nunda	11	\$22,016	46
Oakfield	8	\$27,400	37
Ovid	3	\$40,765	15
Palmyra	13	\$34,799	23
Penn Yan	29	\$25,404	39
Perry	22	\$31,836	29
Phelps	9	\$32,786	26
Pittsford	17	\$22,406	45
Rushville	5	\$24,794	40
Scottsville	12	\$23,345	44
Shortsville	6	\$41,969	12
Silver Springs	10	\$21,685	47
Sodus	16	\$19,288	51
Sodus Point	17	\$20,884	48
Spencerport	25	\$51,352	4
Victor	16	\$46,157	9
Warsaw	25	\$30,347	33
Waterloo	25	\$47,706	6
Webster	23	\$37,921	19
Wolcott	9	\$31,945	28
Wyoming	5	\$7,337	57
<b>Long Island</b>	<i>Number of Employees</i>	<i>Average Pay</i>	<i>Region Rank</i>
Amityville	79	\$27,745	70
Asharoken	5	\$19,748	86
Babylon	80	\$26,521	74
Baxter Estates	2	\$26,858	72
Bayville	36	\$33,054	63
Bellerose	4	\$29,966	69
Bellport	40	\$32,845	65
Brightwaters	21	\$25,718	77
Brookville	8	\$71,435	6
Cedarhurst	37	\$52,070	26
Centre Island	3	\$34,713	60
Cove Neck	1	\$53,375	23
Dering Harbor	1	\$23,340	82
East Hampton	101	\$47,442	35
East Hills	55	\$42,368	45
East Rockaway	55	\$46,353	36
East Williston	16	\$22,897	83
Farmingdale	36	\$38,140	54
Floral Park	210	\$31,906	67
Flower Hill	10	\$74,383	5
Freeport	337	\$51,799	27

# What They Make 2015-16

## General Employees - Villages (con't.)

<b>Long Island (con't.)</b>	<b>Number of Employees</b>	<b>Average Pay</b>	<b>Region Rank</b>
Garden City	270	\$49,741	30
Great Neck	34	\$63,000	11
Great Neck Estates	23	\$52,083	25
Great Neck Plaza	28	\$45,264	40
Greenport	41	\$44,954	44
Head Of The Harbor	8	\$40,143	48
Hempstead	265	\$56,018	21
Hewlett Bay Park	4	\$27,692	71
Hewlett Harbor	4	\$59,960	15
Hewlett Neck	3	\$21,440	85
Huntington Bay	5	\$22,670	84
Island Park	25	\$38,164	53
Islandia	24	\$23,578	81
Kensington	3	\$49,093	31
Kings Point	16	\$83,233	2
Lake Grove	28	\$45,094	42
Lake Success	44	\$57,654	19
Lattingtown	5	\$58,039	18
Laurel Hollow	6	\$50,655	29
Lawrence	30	\$58,046	17
Lindenhurst	120	\$26,051	76
Lloyd Harbor	19	\$52,612	24
Lynbrook	146	\$45,555	39
Malverne	49	\$54,974	22
Manorhaven	12	\$40,369	47
Massapequa Park	47	\$35,626	59
Mill Neck	6	\$45,762	38
Mineola	132	\$51,586	28
Munsey Park	5	\$32,379	66
Muttontown	5	\$67,365	8
New Hyde Park	53	\$36,306	57
Nissequogue	7	\$26,192	75
North Haven	3	\$46,108	37
North Hills	12	\$47,544	34
Northport	42	\$62,760	12
Ocean Beach	47	\$24,062	79
Old Brookville	9	\$79,509	3
Old Westbury	27	\$67,041	9
Patchogue	136	\$32,905	64
Plandome	5	\$69,338	7
Port Jefferson	93	\$33,511	62
Port Washington North	5	\$34,401	61
Quogue	26	\$37,566	56
Rockville Centre	220	\$59,560	16
Roslyn	22	\$39,261	50
Roslyn Estates	5	\$64,711	10
Roslyn Harbor	2	\$61,658	13
Russell Gardens	7	\$61,528	14
Saddle Rock	2	\$38,180	52
Sag Harbor	36	\$37,662	55
Sagaponack	4	\$35,871	58
Saltaire	29	\$26,711	73
Sands Point	12	\$93,652	1
Sea Cliff	28	\$48,719	32
South Floral Park	2	\$25,138	78
Southampton	111	\$56,953	20

<b>Long Island (con't.)</b>	<b>Number of Employees</b>	<b>Average Pay</b>	<b>Region Rank</b>
Stewart Manor	23	\$23,817	80
The Branch	6	\$7,264	87
Thomaston	4	\$78,221	4
Upper Brookville	5	\$45,121	41
Valley Stream	302	\$44,989	43
West Hampton Dunes	12	\$47,738	33
Westbury	62	\$39,496	49
Westhampton Beach	41	\$38,409	51
Williston Park	54	\$40,414	46
Woodsburgh	4	\$30,523	68
<b>Mid-Hudson</b>	<b>Number of Employees</b>	<b>Average Pay</b>	<b>Region Rank</b>
Airmont	14	\$34,565	58
Ardsley	47	\$52,851	20
Bloomington	1	\$2,596	78
Brewster	11	\$47,426	27
Briarcliff Manor	70	\$60,587	12
Bronxville	57	\$53,062	19
Buchanan	29	\$46,706	30
Chester	17	\$51,767	24
Chestnut Ridge	8	\$34,420	59
Cold Spring	17	\$36,809	51
Cornwall on Hudson	33	\$42,081	38
Croton-On-Hudson	94	\$51,897	23
Dobbs Ferry	45	\$62,501	10
Ellenville	32	\$37,886	47
Elmsford	44	\$52,423	21
Fishkill	13	\$50,420	25
Florida	22	\$32,533	61
Goshen	46	\$44,398	32
Grandview On Hudson	2	\$40,198	42
Greenwood Lake	13	\$28,474	66
Harriman	18	\$33,763	60
Harrison	30	\$78,450	2
Hastings-On-Hudson	72	\$38,648	45
Haverstraw	57	\$36,605	52
Highland Falls	26	\$40,425	41
Hillburn	13	\$27,738	68
Irvington	83	\$46,763	28
Jeffersonville	5	\$25,602	71
Kaser	4	\$36,436	53
Kiryas Joel	26	\$72,449	3
Larchmont	73	\$49,922	26
Liberty	30	\$42,453	37
Mamaroneck	96	\$63,597	7
Maybrook	17	\$31,912	62
Millbrook	7	\$37,765	49
Millerton	7	\$21,634	76
Monroe	40	\$46,727	29
Montebello	8	\$28,718	65
Montgomery	35	\$29,738	63
Monticello	54	\$42,978	36
Nelsonville	3	\$14,314	77
New Hempstead	4	\$40,914	40
New Paltz	25	\$37,771	48
New Square	3	\$81,888	1

# What They Make 2015-16

## General Employees - Villages (con't.)

<b>Mid-Hudson (con't.)</b>	<b>Number of Employees</b>	<b>Average Pay</b>	<b>Region Rank</b>
Nyack	42	\$57,387	15
Ossining	139	\$64,670	5
Otisville	7	\$43,799	34
Pawling	10	\$34,786	56
Pelham	26	\$55,535	17
Pelham Manor	20	\$63,278	8
Piermont	18	\$39,940	44
Pleasantville	76	\$44,905	31
Pomona	7	\$22,146	75
Port Chester	118	\$57,218	16
Red Hook	11	\$24,556	73
Rhinebeck	23	\$38,499	46
Rye Brook	41	\$71,211	4
South Blooming Grove	4	\$24,356	74
Saugerties	33	\$37,647	50
Scarsdale	211	\$62,104	11
Sleepy Hollow	61	\$60,249	13
Sloatsburg	24	\$36,328	54
South Nyack	13	\$34,881	55
Spring Valley	94	\$43,898	33
Suffern	84	\$39,951	43
Tarrytown	75	\$63,821	6
Tivoli	7	\$27,153	69
Tuckahoe	46	\$52,072	22
Tuxedo Park	18	\$63,061	9
Upper Nyack	7	\$53,967	18
Walden	74	\$25,055	72
Wappingers Falls	42	\$29,543	64
Warwick	35	\$34,719	57
Washingtonville	16	\$57,774	14
Wesley Hills	9	\$26,895	70
West Haverstraw	40	\$43,402	35
Woodbury	30	\$41,736	39
Woodridge	17	\$27,786	67
<b>Mohawk Valley</b>	<b>Number of Employees</b>	<b>Average Pay</b>	<b>Region Rank</b>
Barneveld	4	\$2,821	38
Boonville	30	\$34,794	5
Broadalbin	10	\$15,304	34
Camden	17	\$17,667	28
Canajoharie	14	\$37,196	4
Clayville	4	\$18,725	26
Clinton	11	\$29,330	9
Cobleskill	18	\$25,009	14
Dolgeville	15	\$23,946	17
Fonda	7	\$21,267	23
Fort Plain	14	\$23,383	18
Frankfort	15	\$40,548	1
Fultonville	6	\$22,023	21
Hagaman	4	\$24,230	16
Herkimer	36	\$30,010	7
Ilion	42	\$40,367	2
Mayfield	9	\$14,279	35
Middleburgh	10	\$24,434	15
Middleville	7	\$7,520	37
Mohawk	12	\$21,926	22
Nelliston	2	\$31,489	6

<b>Mohawk Valley (con't.)</b>	<b>Number of Employees</b>	<b>Average Pay</b>	<b>Region Rank</b>
New Hartford	16	\$21,209	24
New York Mills	17	\$21,017	25
Northville	17	\$17,398	29
Oriskany	7	\$16,316	32
Oriskany Falls	4	\$27,900	10
Palatine Bridge	5	\$18,023	27
Prospect	1	\$11,190	36
Richmondville	22	\$17,165	30
Schoharie	12	\$15,866	33
Speculator	18	\$23,019	19
St. Johnsville	19	\$16,760	31
Sylvan Beach	12	\$39,940	3
Vernon	7	\$26,166	11
Waterville	13	\$25,933	12
West Winfield	4	\$29,943	8
Whitesboro	13	\$25,389	13
Yorkville	12	\$22,889	20
<b>North Country</b>	<b>Number of Employees</b>	<b>Average Pay</b>	<b>Region Rank</b>
Adams	14	\$24,352	26
Alexandria Bay	16	\$17,622	35
Antwerp	6	\$17,686	34
Black River	9	\$28,866	17
Brownville	9	\$27,903	18
Canton	32	\$37,749	5
Cape Vincent	11	\$22,698	28
Carthage	21	\$37,981	4
Castorland	1	\$37,139	7
Champlain	7	\$37,493	6
Chateaugay	8	\$18,991	32
Chaumont	5	\$36,276	9
Clayton	25	\$25,039	24
Copenhagen	5	\$17,912	33
Dannemora	42	\$11,559	39
Deferiet	5	\$17,076	37
Dexter	6	\$26,742	21
Evans Mills	3	\$22,447	29
Glen Park	4	\$27,652	19
Gouverneur	31	\$29,912	15
Harrisville	3	\$25,874	22
Hermon	1	\$21,581	30
Heuvelton	7	\$17,551	36
Lake Placid	62	\$52,787	1
Lowville	32	\$19,328	31
Malone	44	\$24,786	25
Mannsville	2	\$8,241	40
Massena	77	\$39,601	3
Morristown	4	\$36,807	8
Norwood	8	\$34,658	11
Philadelphia	9	\$34,056	12
Port Henry	10	\$35,458	10
Potsdam	49	\$45,344	2
Rouses Point	33	\$29,121	16
Sackets Harbor	12	\$14,296	38
Saranac Lake	59	\$32,634	13
Theresa	9	\$26,776	20
Tupper Lake	45	\$32,410	14

# What They Make 2015-16

## General Employees - Villages (con't.)

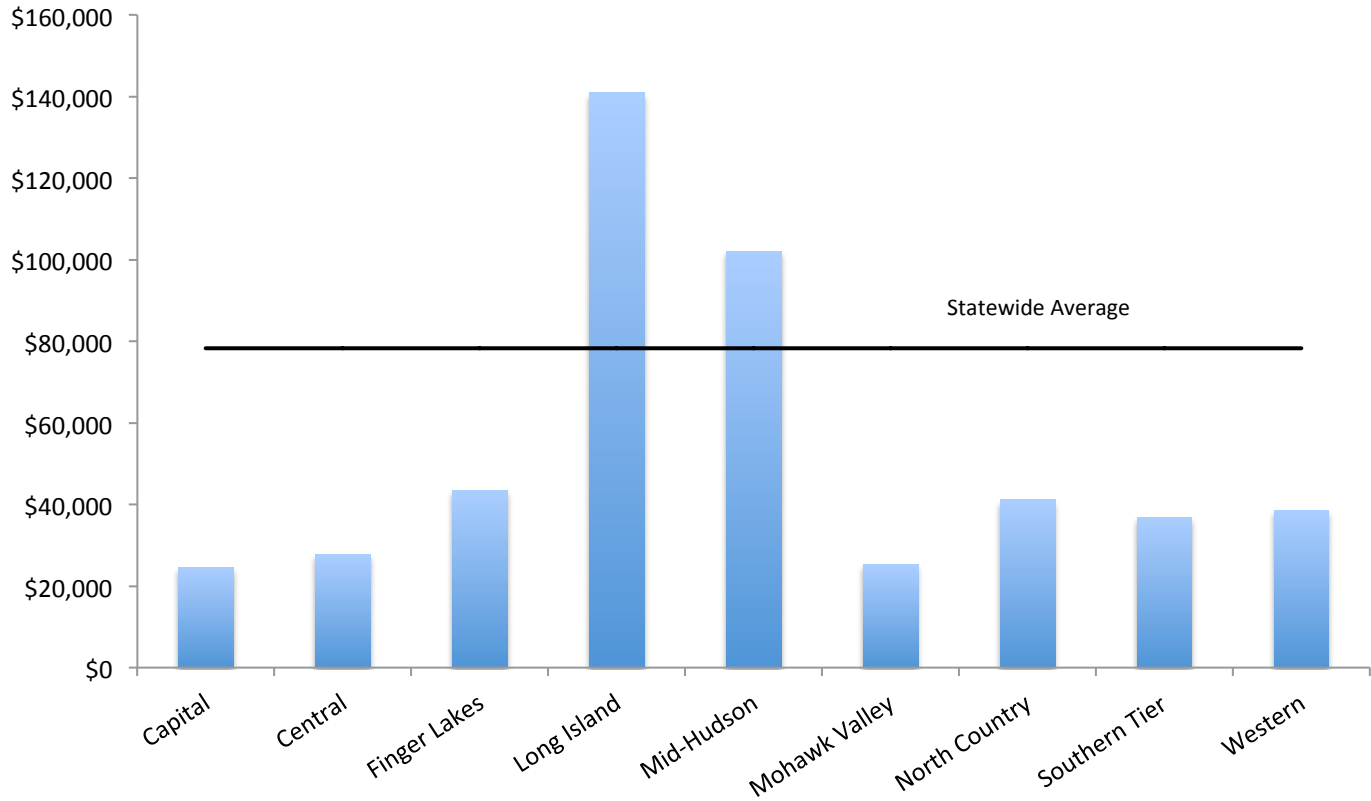
<b>North Country (con't.)</b>	<b>Number of Employees</b>	<b>Average Pay</b>	<b>Region Rank</b>
Waddington	6	\$23,720	27
West Carthage	17	\$25,107	23
<b>Southern Tier</b>	<b>Number of Employees</b>	<b>Average Pay</b>	<b>Region Rank</b>
Addison	6	\$40,167	6
Afton	6	\$13,724	52
Arkport	11	\$12,982	53
Avoca	7	\$23,160	36
Bainbridge	7	\$35,671	13
Bath	20	\$34,695	14
Burdett	2	\$8,623	58
Candor	5	\$12,686	55
Canisteo	12	\$30,040	24
Cayuga Heights	23	\$33,782	17
Cherry Valley	3	\$25,250	31
Cohocton	5	\$23,244	35
Cooperstown	31	\$26,448	29
Delhi	16	\$42,211	3
Deposit	21	\$22,164	38
Dryden	8	\$40,044	7
Earlville	4	\$23,319	34
Elmira Heights	13	\$19,128	42
Endicott	113	\$39,063	9
Fleischmanns	4	\$22,325	37
Freeville	5	\$16,456	45
Gilbertsville	1	\$39,098	8
Greene	13	\$42,011	4
Groton	37	\$20,479	39
Hammondsport	8	\$20,371	41
Hancock	17	\$15,820	47
Hobart	5	\$33,482	20
Horseheads	26	\$32,440	21
Johnson City	90	\$32,227	22
Lansing	7	\$41,111	5
Margaretville	9	\$17,354	43
Milford	4	\$15,326	49
Montour Falls	15	\$24,249	32
Morris	2	\$44,811	2
New Berlin	20	\$17,050	44
Newark Valley	16	\$15,541	48
North Hornell	3	\$27,982	26
Odessa	4	\$15,145	50
Otego	9	\$14,534	51
Owego	20	\$37,827	10
Oxford	7	\$34,236	16
Painted Post	15	\$36,292	12
Port Dickinson	8	\$16,385	46
Richfield Springs	10	\$24,242	33
Riverside	5	\$12,511	56
Savona	7	\$11,213	57
Sherburne	23	\$30,451	23
Sidney	31	\$26,716	28
South Corning	7	\$34,673	15
Stamford	14	\$12,793	54
Trumansburg	12	\$36,816	11
Unadilla	4	\$45,081	1
Walton	16	\$27,641	27

<b>Southern Tier (con't.)</b>	<b>Number of Employees</b>	<b>Average Pay</b>	<b>Region Rank</b>
Watkins Glen	42	\$28,127	25
Waverly	16	\$33,541	18
Wayland	11	\$25,556	30
Whitney Point	9	\$20,436	40
Windsor	4	\$33,532	19
<b>Western New York</b>	<b>Number of Employees</b>	<b>Average Pay</b>	<b>Region Rank</b>
Akron	22	\$38,687	4
Alden	22	\$39,462	3
Alfred	12	\$28,750	23
Allegany	13	\$25,713	29
Andover	7	\$23,623	34
Angelica	15	\$22,834	37
Angola	16	\$25,624	30
Barker	4	\$21,917	39
Belmont	8	\$30,056	21
Blasdell	13	\$27,530	25
Bolivar	7	\$31,008	19
Brocton	18	\$32,533	16
Cassadaga	7	\$13,502	46
Cattaraugus	13	\$13,176	47
Celoron	6	\$18,240	40
Cherry Creek	3	\$17,276	43
Cuba	11	\$35,113	13
Delevan	5	\$14,513	45
Depew	74	\$31,262	18
East Aurora	37	\$37,264	7
Ellicottville	10	\$35,349	11
Falconer	18	\$23,150	35
Farnham	8	\$10,166	48
Forestville	5	\$15,577	44
Franklinville	12	\$23,867	33
Fredonia	48	\$33,213	14
Gowanda	29	\$23,054	36
Hamburg	64	\$32,253	17
Kenmore	91	\$32,947	15
Lakewood	13	\$37,806	6
Lancaster	43	\$38,145	5
Lewiston	20	\$26,415	27
Little Valley	18	\$36,819	9
Mayville	18	\$29,607	22
Middleport	10	\$26,337	28
North Collins	10	\$17,881	42
Orchard Park	18	\$26,419	26
Portville	7	\$30,875	20
Richburg	2	\$8,635	50
Sherman	8	\$22,775	38
Silver Creek	22	\$25,060	31
Sinclairville	10	\$9,737	49
Sloan	13	\$24,792	32
South Dayton	5	\$18,083	41
Springville	50	\$27,809	24
Wellsville	52	\$35,571	10
Westfield	39	\$42,986	1
Williamsville	24	\$35,218	12
Wilson	4	\$41,050	2
Youngstown	8	\$36,871	8



# What They Make 2015-16

## Average Pay - Police - Villages



## Police - Villages

<b>Capital</b>	<i>Number of Employees</i>	<i>Average Pay</i>	<i>Region Rank</i>
Altamont	10	\$13,114	12
Athens	10	\$4,893	18
Ballston Spa	14	\$44,868	4
Cambridge	20	\$11,180	14
Catskill	15	\$60,921	2
Chatham	9	\$5,634	17
Coxsackie	18	\$10,169	15
Fort Edward	14	\$21,317	8
Galway	4	\$3,068	20
Granville	14	\$22,003	7
Green Island	25	\$16,714	9
Greenwich	15	\$7,279	16
Hoosick Falls	20	\$13,187	11
Hudson Falls	21	\$41,676	5
Menands	14	\$55,303	3
Nassau	5	\$12,199	13
Philmont	15	\$4,683	19
Scotia	13	\$70,263	1
South Glens Falls	11	\$36,634	6
Whitehall	14	\$16,115	10
<b>Central New York</b>	<i>Number of Employees</i>	<i>Average Pay</i>	<i>Region Rank</i>
Baldwinsville	12	\$73,689	1
Canastota	13	\$31,714	7

<b>Central New York (con't.)</b>	<i>Number of Employees</i>	<i>Average Pay</i>	<i>Region Rank</i>
Cazenovia	11	\$20,101	10
Central Square	8	\$10,060	12
Chittenango	14	\$15,219	11
East Syracuse	3	\$1,571	20
Fayetteville	1	\$63,756	2
Hamilton	9	\$35,048	6
Homer	9	\$22,689	9
Jordan	5	\$7,063	15
Liverpool	7	\$36,238	5
Marcellus	6	\$7,175	14
Moravia	5	\$5,980	17
North Syracuse	13	\$58,478	4
Phoenix	14	\$8,868	13
Port Byron	7	\$4,624	19
Pulaski	10	\$5,969	18
Skaneateles	7	\$23,885	8
Solvay	15	\$63,666	3
Weedsport	8	\$6,877	16
<b>Finger Lakes</b>	<i>Number of Employees</i>	<i>Average Pay</i>	<i>Region Rank</i>
Albion	12	\$65,874	3
Arcade	11	\$41,348	15
Attica	12	\$19,841	20
Avon	6	\$56,794	9

# What They Make 2015-16

## Police - Villages (con't.)

<b><i>Finger Lakes (con't.)</i></b>	<b><i>Number of Employees</i></b>	<b><i>Average Pay</i></b>	<b><i>Region Rank</i></b>
Brockport	16	\$65,722	4
Caledonia	9	\$15,785	21
Clifton Springs	2	\$44,939	13
Clyde	12	\$8,420	27
Corfu	6	\$8,453	26
Dansville	7	\$57,951	7
East Rochester	13	\$61,157	5
Fairport	10	\$73,489	2
Geneseo	11	\$57,090	8
Holley	8	\$12,487	24
Interlaken	4	\$14,410	22
Le Roy	14	\$44,299	14
Lyons	9	\$25,115	19
Medina	13	\$48,747	12
Mount Morris	14	\$26,299	17
Newark	16	\$85,798	1
Palmyra	6	\$52,365	11
Penn Yan	14	\$60,561	6
Perry	10	\$26,038	18
Phelps	4	\$6,769	28
Sodus	1	\$13,681	23
Sodus Point	1	\$530	29
Warsaw	10	\$33,535	16
Waterloo	11	\$52,398	10
Wolcott	5	\$9,053	25
<b><i>Long Island</i></b>	<b><i>Number of Employees</i></b>	<b><i>Average Pay</i></b>	<b><i>Region Rank</i></b>
Amityville	24	\$139,157	17
Asharoken	6	\$92,813	26
Centre Island	8	\$136,431	18
East Hampton	28	\$126,955	21
Floral Park	34	\$159,499	9
Freeport	94	\$165,962	6
Garden City	69	\$143,393	14
Great Neck Estates	12	\$153,778	12
Head Of The Harbor	14	\$12,702	30
Hempstead	125	\$139,692	16
Huntington Bay	12	\$53,416	27
Kensington	5	\$164,710	8
Kings Point	21	\$222,394	1
Lake Success	21	\$179,221	3
Lloyd Harbor	12	\$202,628	2
Lynbrook	48	\$149,312	13
Malverne	23	\$156,362	11
Muttontown	12	\$106,816	22
Nissequogue	16	\$29,930	28
Northport	21	\$132,603	20
Ocean Beach	22	\$25,766	29
Old Brookville	24	\$165,407	7
Old Westbury	26	\$166,176	5
Oyster Bay Cove	14	\$141,176	15
Quogue	19	\$103,373	23
Rockville Centre	54	\$157,264	10
Sag Harbor	16	\$101,099	24
Sands Point	20	\$166,850	4
Southampton	33	\$134,600	19
Westhampton Beach	16	\$101,036	25

<b><i>Mid-Hudson</i></b>	<b><i>Number of Employees</i></b>	<b><i>Average Pay</i></b>	<b><i>Region Rank</i></b>
Ardsley	19	\$154,104	3
Brewster	4	\$17,295	47
Briarcliff Manor	18	\$135,542	7
Bronxville	21	\$124,511	16
Buchanan	6	\$156,717	1
Chester	17	\$74,796	31
Cold Spring	7	\$22,157	44
Cornwall on Hudson	10	\$26,293	41
Croton-On-Hudson	22	\$130,016	11
Dobbs Ferry	26	\$142,128	4
Ellenville	27	\$35,775	37
Elmsford	18	\$118,777	18
Fishkill	11	\$17,323	46
Florida	5	\$25,793	42
Goshen	24	\$82,657	28
Greenwood Lake	16	\$44,091	36
Harriman	8	\$75,160	30
Hastings-On-Hudson	22	\$119,308	17
Highland Falls	19	\$44,559	35
Irvington	22	\$138,915	5
Kiryas Joel	8	\$9,133	50
Larchmont	41	\$112,299	24
Liberty	20	\$57,987	32
Mamaroneck	49	\$125,707	15
Maybrook	10	\$31,434	39
Millbrook	4	\$15,101	48
Millerton	6	\$10,887	49
Monroe	18	\$102,256	26
Montgomery	15	\$22,048	45
Monticello	22	\$85,380	27
Ossining	61	\$111,106	25
Pelham	40	\$129,929	12
Pelham Manor	38	\$126,321	14
Piermont	8	\$156,468	2
Pleasantville	22	\$115,710	22
Port Chester	69	\$117,846	20
Red Hook	9	\$34,113	38
Rhinebeck	13	\$22,330	43
Rye Brook	34	\$118,191	19
Scarsdale	91	\$114,666	23
Sleepy Hollow	27	\$133,597	8
South Nyack	9	\$116,105	21
Spring Valley	53	\$131,849	9
Suffern	23	\$138,309	6
Tarrytown	33	\$129,646	13
Tuckahoe	22	\$131,488	10
Tuxedo Park	6	\$50,004	33
Walden	29	\$47,605	34
Wappingers Falls	24	\$29,272	40
Washingtonville	16	\$79,874	29
Woodridge	1	\$3,220	51
<b><i>Mohawk Valley</i></b>	<b><i>Number of Employees</i></b>	<b><i>Average Pay</i></b>	<b><i>Region Rank</i></b>
Boonville	9	\$15,617	11
Broadalbin	5	\$6,096	17
Camden	7	\$18,756	8
Canajoharie	18	\$12,596	12

# What They Make 2015-16

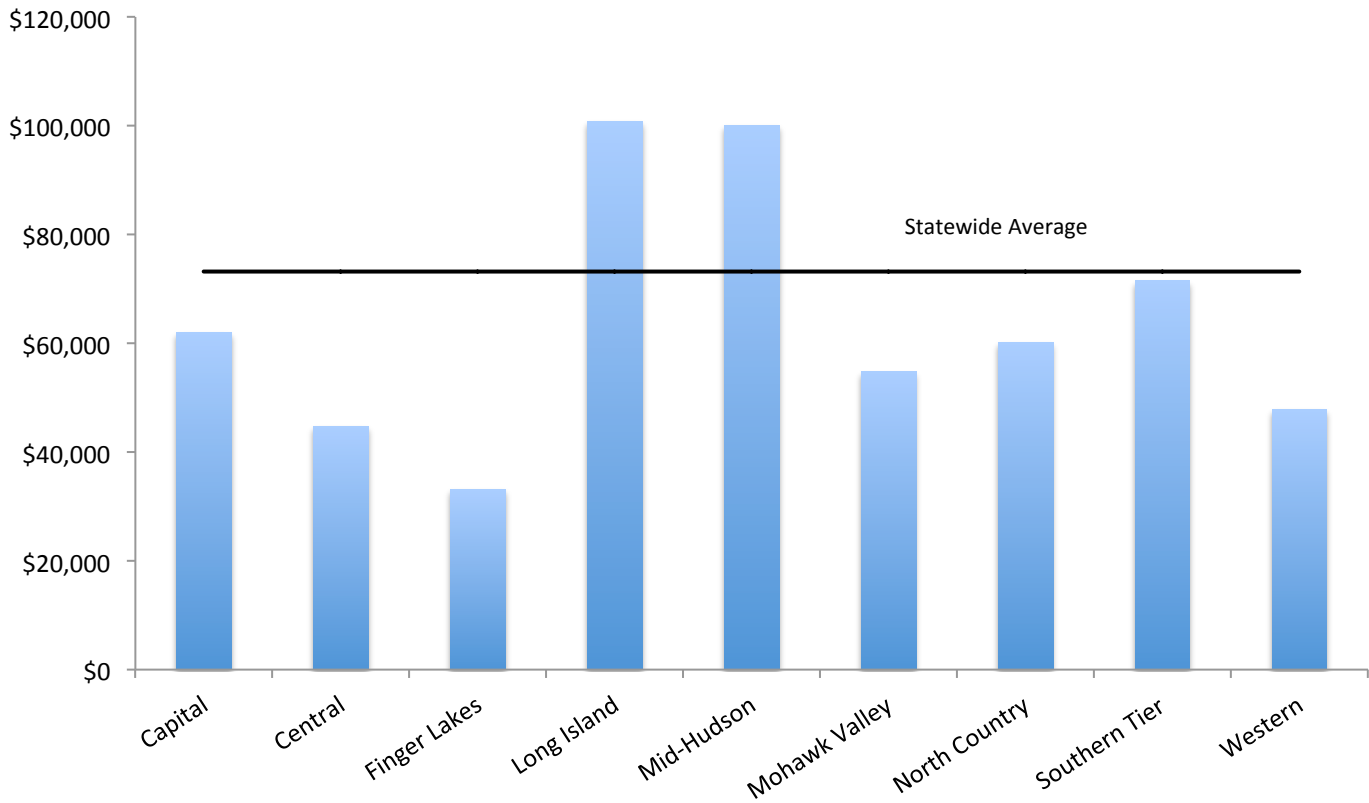
## Police - Villages (con't.)

<b>Mohawk Valley (con't.)</b>	<b>Number of Employees</b>	<b>Average Pay</b>	<b>Region Rank</b>
Cobleskill	14	\$53,173	3
Dolgeville	22	\$8,484	14
Fort Plain	19	\$11,098	13
Frankfort	18	\$16,119	10
Herkimer	37	\$56,678	2
Ilion	35	\$63,716	1
Mohawk	15	\$20,296	7
New York Mills	8	\$34,044	5
Northville	5	\$4,754	18
Oriskany	7	\$7,253	16
Schoharie	4	\$1,579	19
St. Johnsville	14	\$8,412	15
Vernon	6	\$16,726	9
Whitesboro	9	\$40,811	4
Yorkville	11	\$20,529	6
<b>North Country</b>	<b>Number of Employees</b>	<b>Average Pay</b>	<b>Region Rank</b>
Adams	4	\$10,610	13
Alexandria Bay	12	\$10,113	14
Antwerp	3	\$6,616	19
Black River	3	\$8,595	16
Canton	8	\$63,854	4
Cape Vincent	4	\$6,369	20
Carthage	6	\$43,030	9
Clayton	5	\$41,366	10
Dexter	1	\$10,032	15
Gouverneur	6	\$67,707	3
Lake Placid	12	\$53,937	7
Lowville	11	\$26,941	12
Malone	13	\$55,407	6
Massena	27	\$71,478	2
Norwood	6	\$3,014	22
Philadelphia	2	\$8,116	17
Potsdam	12	\$75,572	1
Rouses Point	2	\$34,066	11
Sackets Harbor	8	\$1,920	23
Saranac Lake	11	\$47,378	8
Theresa	2	\$5,331	21
Tupper Lake	9	\$57,085	5
West Carthage	7	\$7,496	18
<b>Southern Tier</b>	<b>Number of Employees</b>	<b>Average Pay</b>	<b>Region Rank</b>
Addison	5	\$33,726	11
Afton	6	\$6,136	29
Bainbridge	5	\$7,924	26
Bath	16	\$48,789	6
Canisteo	4	\$40,965	7
Cayuga Heights	17	\$38,304	9
Cooperstown	15	\$8,714	25
Delhi	8	\$36,227	10

<b>Southern Tier (con't.)</b>	<b>Number of Employees</b>	<b>Average Pay</b>	<b>Region Rank</b>
Deposit	8	\$7,348	27
Dryden	13	\$21,501	14
Elmira Heights	11	\$60,061	4
Endicott	50	\$77,382	1
Greene	4	\$18,670	19
Groton	12	\$10,236	23
Hancock	7	\$18,782	18
Horseheads	10	\$73,545	2
Johnson City	64	\$68,801	3
North Hornell	2	\$4,116	30
Owego	16	\$28,511	12
Oxford	6	\$19,752	16
Painted Post	9	\$19,334	17
Port Dickinson	5	\$17,185	22
Sherburne	8	\$7,084	28
Sidney	8	\$56,222	5
Spencer	1	\$20,480	15
Trumansburg	10	\$8,799	24
Walton	14	\$18,211	21
Watkins Glen	13	\$24,917	13
Waverly	17	\$40,713	8
Wayland	4	\$18,290	20
<b>Western New York</b>	<b>Number of Employees</b>	<b>Average Pay</b>	<b>Region Rank</b>
Akron	9	\$15,292	13
Alfred	14	\$22,440	10
Allegany	13	\$10,637	15
Andover	8	\$6,988	19
Angelica	5	\$3,418	23
Barker	4	\$749	24
Belmont	2	\$632	25
Blasdell	21	\$9,404	17
Bolivar	5	\$9,435	16
Cattaraugus	5	\$5,566	20
Depew	29	\$84,960	3
East Aurora	15	\$85,328	2
Franklinville	8	\$16,644	12
Fredonia	28	\$62,996	5
Gowanda	18	\$10,961	14
Hamburg	13	\$100,089	1
Kenmore	37	\$65,589	4
Lakewood	22	\$37,449	7
Middleport	9	\$24,381	9
North Collins	4	\$5,290	21
Portville	3	\$17,725	11
Springville	7	\$7,726	18
Wellsville	18	\$38,315	6
Westfield	12	\$25,961	8
Youngstown	17	\$4,413	22

# What They Make 2015-16

## Average Pay - Fire - Villages




## Fire - Villages

<b>Capital</b>	<i>Number of Employees</i>	<i>Average Pay</i>	<i>Region Rank</i>
Green Island	11	\$48,174	2
Hoosick Falls	1	\$2,843	3
Scotia	13	\$78,282	1
<b>Central New York</b>	<i>Number of Employees</i>	<i>Average Pay</i>	<i>Region Rank</i>
Fayetteville	19	\$37,560	2
Manlius	16	\$55,656	1
Skaneateles	1	\$7,960	3
<b>Finger Lakes</b>	<i>Number of Employees</i>	<i>Average Pay</i>	<i>Region Rank</i>
Caledonia	1	\$30,969	2
Lyons	11	\$5,530	3
Medina	13	\$56,648	1
<b>Long Island</b>	<i>Number of Employees</i>	<i>Average Pay</i>	<i>Region Rank</i>
Garden City	18	\$100,793	1
<b>Mid-Hudson</b>	<i>Number of Employees</i>	<i>Average Pay</i>	<i>Region Rank</i>
Kiryas Joel	8	\$9,133	9
Larchmont	16	\$104,774	4
Pelham	16	\$120,690	2
Pelham Manor	16	\$123,743	1
Port Chester	8	\$72,298	6
Red Hook	1	\$17,525	7
Rhinebeck	1	\$16,796	8

<b>Mid-Hudson (con't.)</b>	<i>Number of Employees</i>	<i>Average Pay</i>	<i>Region Rank</i>
Rye Brook	8	\$101,885	5
Scarsdale	46	\$106,991	3
<b>Mohawk Valley</b>	<i>Number of Employees</i>	<i>Average Pay</i>	<i>Region Rank</i>
Fort Plain	1	\$116	5
Herkimer	17	\$57,366	2
Ilion	17	\$61,369	1
New York Mills	1	\$1,857	4
Yorkville	1	\$7,067	3
<b>North Country</b>	<i>Number of Employees</i>	<i>Average Pay</i>	<i>Region Rank</i>
Massena	9	\$65,875	1
West Carthage	1	\$8,826	2
<b>Southern Tier</b>	<i>Number of Employees</i>	<i>Average Pay</i>	<i>Region Rank</i>
Elmira Heights	1	\$4,795	3
Endicott	22	\$75,501	1
Johnson City	29	\$73,077	2
Trumansburg	1	\$4,108	4
<b>Western New York</b>	<i>Number of Employees</i>	<i>Average Pay</i>	<i>Region Rank</i>
Allegany	1	\$7,791	3
Fredonia	9	\$72,101	1
Kenmore	11	\$31,524	2



The background of the entire page is a collage of various US dollar bills, including \$10, \$20, and \$100 denominations, scattered and overlapping. The bills are in shades of green, yellow, and blue, with some appearing more prominent than others.

The Empire Center for Public Policy, Inc. is an independent, non-partisan, non-profit think tank dedicated to making New York a better place to live and work by promoting public policy reforms grounded in free-market principles, personal responsibility, and the ideals of effective and accountable government.

EMPIRE  CENTER

[www.EmpireCenter.org](http://www.EmpireCenter.org)